

FILO

SLIDING COLLECTION

Lines that chase each other and intersect, separating the space while making it something unique... this is FILO.

Linien, die ineinander folgen und sich kreuzen, die den Raum trennen, ihn aber gleichzeitig zu etwas Einzigartigem machen... das ist FILO.

Líneas que se persiguen y se cruzan, separando el espacio, pero convirtiéndolo, al mismo tiempo, en algo único ... así es FILO.

Des lignes qui se suivent et se croisent, séparant l'espace, mais le rendant en même temps unique... c'est FILO.

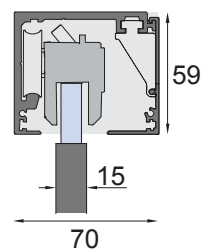


FIL
 PANEL - TÜR - PUERTA - PORTE

FIL-203
 CROSS PROFILE - QUERPROFIL
 - LISTÓN - TRAVERSE

NO
 FINISHING - OBERFLÄCHE - ACABADO - FINITION

V-5600 Ri-EVOLUTION
 SYSTEM - SYSTEM - SISTEMA - SYSTEME



FILO SLIDING COLLECTION

VERSIONS - VERSIONEN - VERSIONES - VERSIONS



STRUCTURE in extruded aluminium with double-sided adhesive

STRUKTUR stranggepresstes Aluminium, selbstklebend

ESTRUCTURA aluminio extruido con bi-adhesivo

STRUCTURE en aluminium extrudé avec bande adhésive double face

GLASS for 10 mm (tempered) or 10.38 mm (laminated)

GLAS geeignet für 10 mm ESG oder 10,38 mm VSG

VIDRIO preparado para 10 mm templado o 10.38 mm laminado

Pour verre trempé de 10 mm ou feuilleté de 10,38 mm

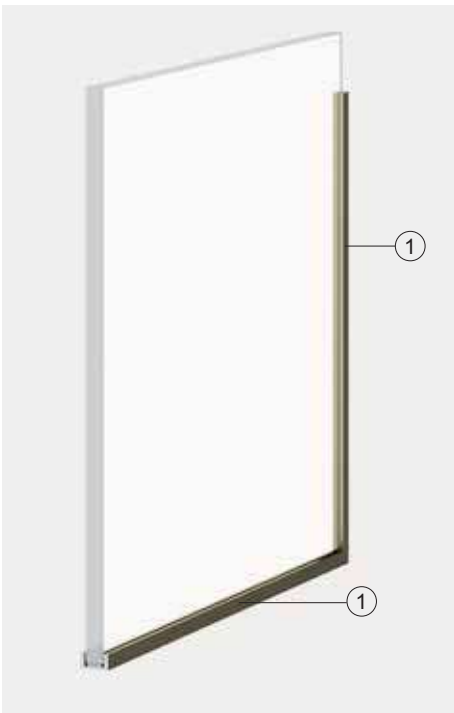
CROSS PROFILE in extruded aluminium with double-sided adhesive

QUERPROFIL stranggepresstes Aluminium, selbstklebend

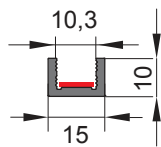
LISTÓN aluminio extruido con bi-adhesivo

TRAVERSES en aluminium extrudé avec ruban adhésif double face

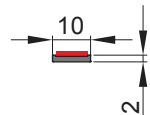
PROFILE DIMENSION - PROFILGRÖSSE - DIMENSIONES DE PERFILES - DIMENSION DES PROFILS



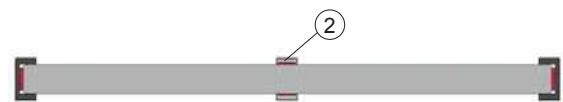
① FIL-202



② FIL-203



Pre-installed double-sided adhesive
Selbstklebend
Bi-adhesivo preinstalado
Ruban adhésif double face préinstallé



EXCLUSIVE FEATURES OF THE PROJECT

EXKLUSIV FÜR DAS PROJEKT - EXCLUSIVO DEL PROYECTO - PROJET EXCLUSIF

- Use of the exclusive MyMetalglas program for door design. **Glass measurements, profiles and processes with a single click.**
- *Nutzung des exklusiven Programms MyMetalglas für die Türplanung. Glasabmessungen, Profile und Verarbeitungen mit einem Klick.*
- *Utilización del programa exclusivo MyMetalglas para el desarrollo de puertas. Medidas, perfiles y procesos de vidrio con un solo clic.*
- *Utilisation du programme exclusif MyMetalglas pour le développement des portes. Mesures du verre, des profils et usinage en un seul clic.*
- Pre-installed double-sided adhesive. **Straightforward assembly without the use of any type of glue. NO glass cleaning.**
- *Selbstklebend. Sofortige Montage ohne die Verwendung von Klebstoff jeglicher Art. Glasreinigung NICHT MEHR NOTWENDIG.*
- *Bi-adhesivo preinstalada. Montaje inmediato sin el uso de ningún tipo de cola. Eliminación total de limpieza de cristales.*
- *Adhésif double face préinstallé. Montage simple sans l'utilisation de d'aucun type de colle. PAS de nettoyage du verre.*
- Drilling template: cut the profiles as per our specifications and use the drilling template to make error-free holes.
- *Bohrschablone: schneiden Sie die Profile und bohren Sie mit der Schablone ohne Fehlerrisiko.*
- *Plantilla de taladrado: corta los perfiles de nuestra lista y con la plantilla de taladrado sin posibilidad de errores.*
- *Gabarit de perçage: découpez les profils selon nos spécifications et utilisez le gabarit de perçage pour réaliser des trous sans erreur.*

FINISHING RANGE

OBERFLÄCHEN-SORTIMENT - GAMA DE ACABADOS - GAMME DE FINITION

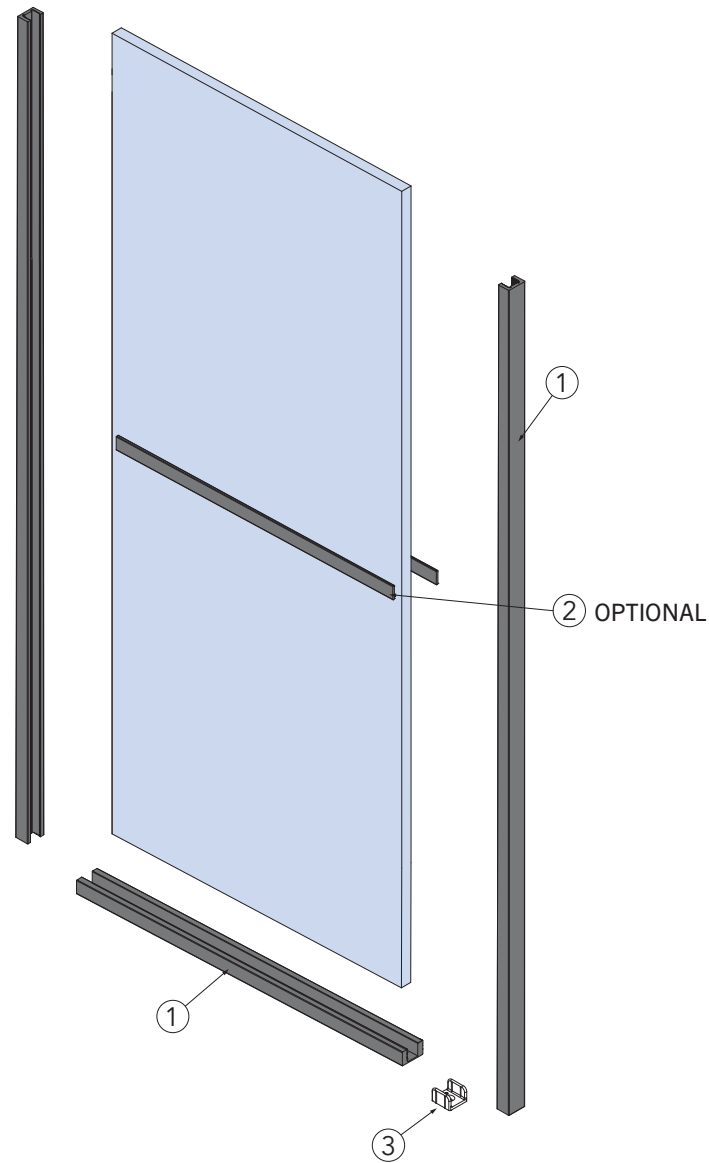




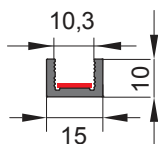
A winning, fast and safe system for aligning and assembling profiles.
 Ein optimales, schnelles und sicheres System zur Profilausrichtung und -montage.
 Un sistema ganador, rápido y seguro para la alineación y montaje de perfiles.
 Un système performant, rapide et sûr pour aligner et assembler les profilés.

PANEL SET

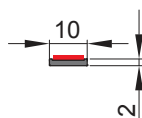
FIL-1495
 1495 x 2980 mm



① Frame FIL-202
 Rahmenprofil FIL-202
 Perfil perimetral FIL-202
 Profil de périmètre FIL-202




② Cross profile FIL-203 (optional)
 Querprofil FIL-203 (optional)
 Travesaño FIL-203 (opcional)
 Traverse FIL-203 (optionnel)



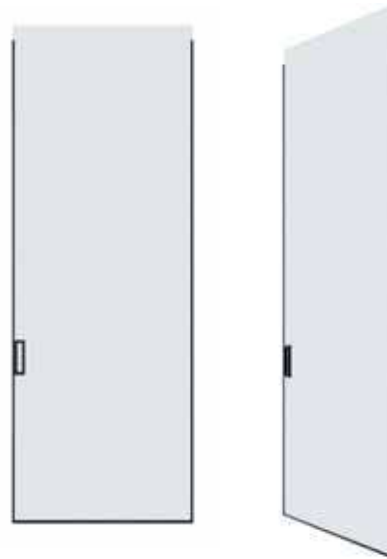
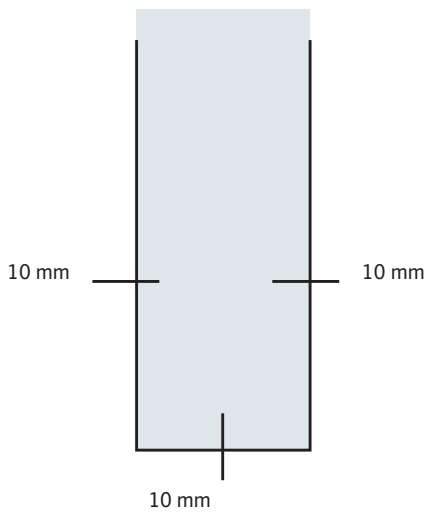
③ Door guide DIV-012
 Bodenführung DIV-012
 Guía de puerta DIV-012
 Guide de la porte DIV-012



 Pre-installed double-sided adhesive
 Selbstklebend
 Bi-adhesivo preinstalado
 Ruban adhésif double face préinstallé

DIV

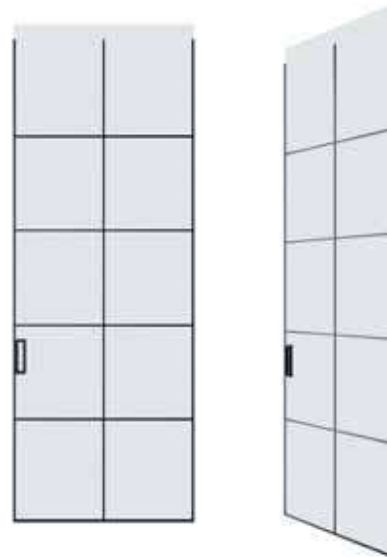
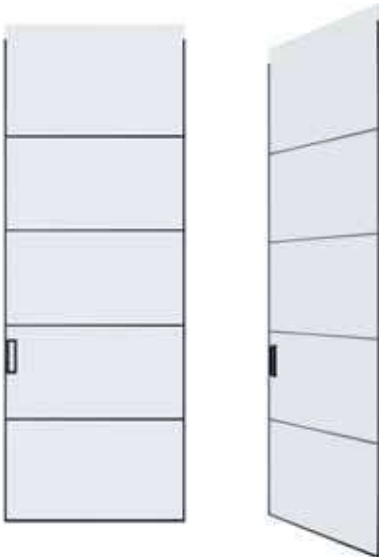
Framed panel - *Gerahmte Tür* - *Puerta enmarcada* - *Porte à cadre*



POSSIBLE CONFIGURATION - MÖGLICHE KONFIGURATIONEN - MÖGLICHE KONFIGURATIONEN - POSIBLES CONFIGURACIONES



Framed panel with horizontal cross profiles - *Gerahmte Tür mit Querleisten* - *Puerta enmarcada con listones transversales* - *Porte à cadre avec moulures transversales*

Framed panel with horizontal and vertical cross profiles - *Gerahmte Tür mit Quer und Vertikalleisten* - *Puerta enmarcada con listones transversales y verticales* - *Porte à cadre avec moulures transversales et verticales*



Framed panel with vertical cross profiles only - *Gerahmte Tür nur mit Vertikalleisten* - *Puerta enmarcada con listones todos verticales* - *Porte encadrée avec toutes les moulures verticales*


Framed panel with horizontal cross profiles only - *Gerahmte Tür nur mit Querleisten* - *Puerta enmarcada con listones todos transversales* - *Porte à cadre avec toutes les moulures*



SLIDING FRAMED DOOR

TV

Frameless panel - Ganzglastür - Puerta todo vidrio - Porte tout verre




HANDLES - GRIFFE - MANILLAS - POIGNEES

Technical pages - Technische Seiten - Páginas Técnicas - Pages Techniques ▶ 194

DIV-007

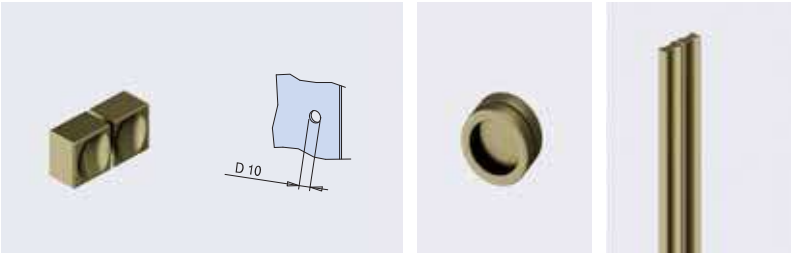
DIV-008



B-196

V-532-INC

POR-0408



FINISHES - OBERFLÄCHEN - ACABADOS - FINITIONS

BC

BS

AN

BI

NO



A system of frames and intermediate profiles to create an endless number of panels, all different from each other.


Ein System von Rahmenprofilen und Querleisten, um eine Vielzahl von Türen zu schaffen, die sich stets voneinander unterscheiden.

Un sistema de perfiles perimetrales y listones intermedios para crear una infinidad de puertas siempre diferentes entre sí.

Un système périphérique de profilés et de moulures intermédiaires pour créer une infinité de portes différentes.

SLIDING FRAMED DOOR



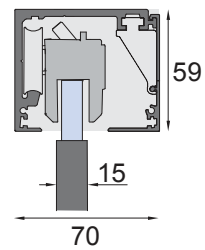


FIL
 PANEL - TÜR - PUERTA - PORTE

—
 FIL-203
 CROSS PROFILE - QUERPROFIL - TRAVESAÑO
 - TRAVERSE

BS
 FINISHING - OBERFLÄCHE - ACABADO - FINITION

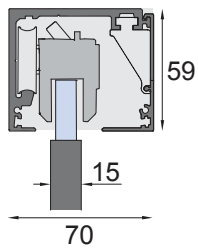
—
 V-5600 Ri-EVOLUTION
 SYSTEM - SYSTEM - SISTEMA - SYSTEME




FIL
PANEL - TÜR - PUERTA - PORTE

—
NO
FINISHING - OBERFLÄCHE - ACABADO - FINITION

—
V-5600 Ri-EVOLUTION
SYSTEM - SYSTEM - SISTEMA - SYSTEME



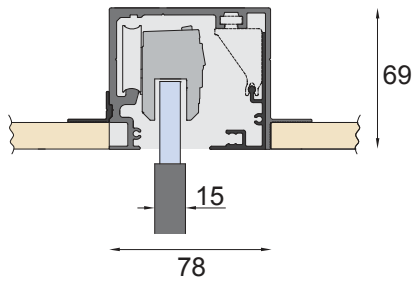



FIL
 PANEL - TÜR - PUERTA - PORTE

FIL-203
 CROSS PROFILE - QUERPROFIL - TRAVESAÑO - TRAVERSE

NO
 FINISHING - OBERFLÄCHE - ACABADO - FINITION

V-7600 Ri-EVOLUTION + V-7605
 INVISIBLE SYSTEM FOR SUSPENDED CEILING
 SYSTEM FÜR ABGEHÄNGTE DECKE
 SISTEMA INVISIBLE EMPOTRADO EN EL TECHO
 SYSTEME INVISIBLE ENCASTRE DANS LE PLAFOND





SLIDING DOORS

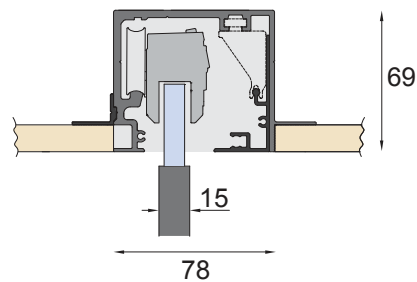


FIL
 PANEL - TÜR - PUERTA - PORTE

FIL-203
 CROSS PROFILE - QUERPROFIL
 - TRAVESAÑO - TRAVERSE

NO
 FINISHING - OBERFLÄCHE - ACABADO - FINITION

V-7600 Ri-EVOLUTION + V-7605
 INVISIBLE SYSTEM FOR SUSPENDED CEILING
 SYSTEM FÜR ABGEHÄNGTE DECKE
 SISTEMA INVISIBLE EMPOTRADO EN EL TECHO
 SYSTEME INVISIBLE ENCASTRE DANS LE PLAFOND





FIL + BX-PF-02
PANEL - FIXTEIL - VIDRIO FIJO - VERRE FIXE

B-328-F
SUPPORT BAR - STABILISATIONSSTANGE - BARRA DE SOPORTE
- BARRE DE SUPPORT

SLIDING DOORS

NO
FINISHING - OBERFLÄCHE - ACABADO - FINITION

SHOWER BOX - DUSCHKABINE
- CABINA DE BAÑO - CABINE DE DOUCHE
WALK-IN SYSTEM
WALK-IN SYSTEM - SISTEMA WALK-IN - WALK-IN SYSTEM

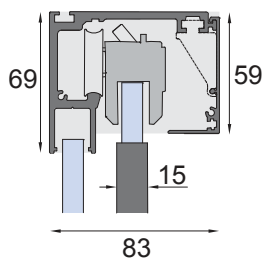


SLIDING FRAMED DOOR





SLIDING DOORS



FIL
 PANEL - TÜR - PUERTA - PORTE

—

BS
 FINISHING - OBERFLÄCHE - ACABADO - FINITIONE

V-5603 Ri-EVOLUTION
 SYSTEM WITH FIXED PANEL
 SYSTEM MIT SEITENTEIL
 SISTEMA CON HOJA FIJA
 SYSTEME AVEC PANNEAU FIXE



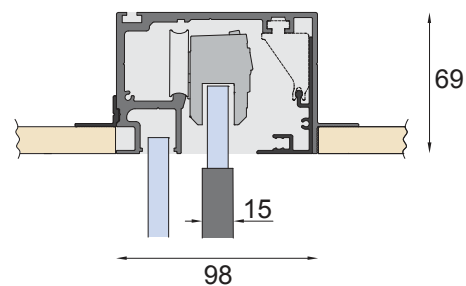
FIL
 PANEL - TÜR - PUERTA - PORTE

FIL-203
 CROSS PROFILE - QUERPROFIL - TRAVESAÑO
 - TRAVERSE



NO
 FINISHING - OBERFLÄCHE - ACABADO - FINITION

V-7603 Ri-EVOLUTION + V-7605
 INVISIBLE SYSTEM FOR SUSPENDED CEILING
 WITH FIXED SIDE PANEL
 SYSTEM FÜR ABGEHÄNGTE DECKE MIT SEITENTEIL
 SISTEMA INVISIBLE EMPOTRADO EN EL TECHO
 CON HOJA FIJA
 SYSTEME INVISIBLE ENCASTRE DANS LE PLAFOND
 AVEC PANNEAU FIXE





SLIDING DOORS

Thanks to Filo edging and cross profiles, transforming fixed glass into design partitions with character becomes effortless.


Mit den Filo-Einfassprofilen und -Leisten wird es sehr einfach, Festverglasungen in ein Séparée mit Charakter und Design zu verwandeln.

Con los perfiles de borde y las tiras Filo resulta muy sencillo transformar el vidrio fijo en elementos separados de carácter y diseño.

Avec les profilés et les baguettes de finition Filo, il est très facile de transformer des vitres fixes en cloisons de caractère et de design.



FIL-202



FIL-203



BX-PF-02



B-328



SLIDING FRAMED DOOR



FIL + BX-PF-02

PANEL - FIXTEIL - VIDRIO FIJO - VERRE FIXE

B-328-F

SUPPORT BAR

STABILISATIONSSTANGE - BARRA DE SOPORTE
- BARRE DE SUPPORT

FIL-203

CROSS PROFILE - QUERPROFIL - TRAVESAÑO
- TRAVERSE

NO

FINISHING - OBERFLÄCHE - ACABADO - FINITION

**SHOWER BOX - DUSCHKABINE - CABINA DE BAÑO
- CABINE DE DOUCHE**

WALK-IN SYSTEM

WALK-IN SYSTEM - SISTEMA WALK-IN - WALK-IN SYSTEM

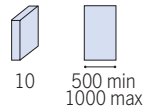
FILO

VISIBLE TRACK PROFILES - SICHTBARE LAUFSCHIENEN - RIELES A LA VISTA - RAILS VISIBLES

1-WAY TRACK PROFILE
1-WEG-LAUFSCHIENE
RIEL DE 1 CARRIL
RAIL 1-VOIE

CEILING INSTALLATION
DECKENMONTAGE
A TECHO
PLAFOND

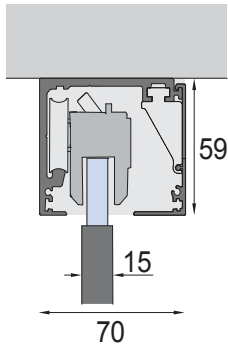
WALL INSTALLATION
WANDMONTAGE
A PARED
MUR



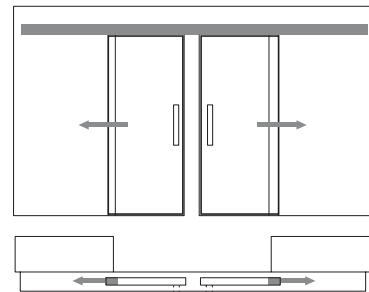
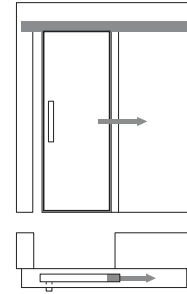
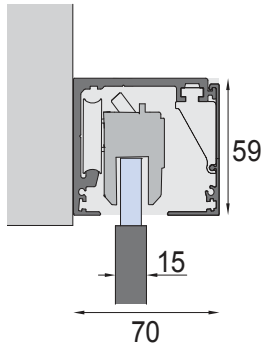
V-5600 / V-5650 / V-5700

Technical pages - Technische Seiten - Páginas Técnicas - Pages Techniques ► 186

ceiling
Decke / a techo / plafond

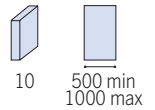


wall
Wand / a pared / mur



1-WAY TRACK PROFILE WITH FIXED PANEL
1-WEG-LAUFSCHIENE MIT SEITENTEIL
RIEL DE 1 CARRIL CON HOJA FIJA
RAIL 1-VOIE AVEC PANNEAU FIXE

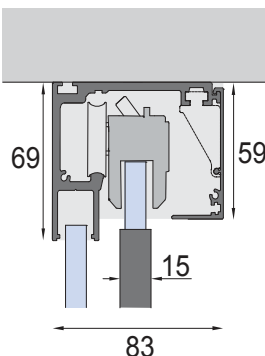
CEILING INSTALLATION
DECKENMONTAGE
A TECHO
PLAFOND



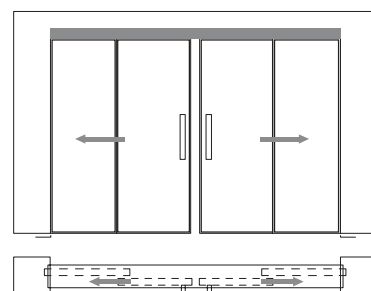
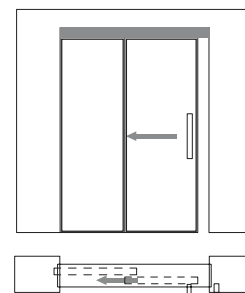
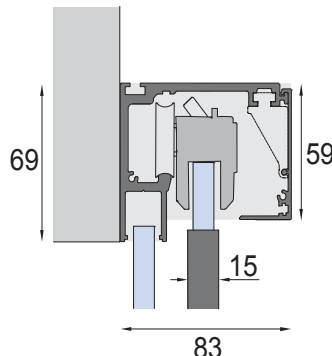
V-5603 / V-5653 / V-5703

Technical pages - Technische Seiten - Páginas Técnicas - Pages Techniques ► 187

ceiling
Decke / a techo / plafond



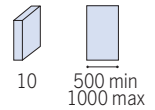
wall
Wand / a pared / mur



INVISIBLE 1-WAY TRACK PROFILE
 UNSICHTBARE 1-WEG-LAUFSCHIENE
 INVISIBLES RIEL DE 1 CARRIL
 RAIL 1-VOIE INVISIBLE

CEILING INSTALLATION
 DECKENMONTAGE
 A TECHO
 PLAFOND


WALL INSTALLATION
 WANDMONTAGE
 A PARED
 MUR



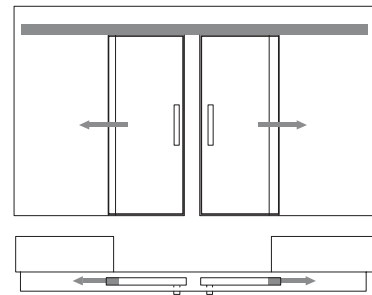
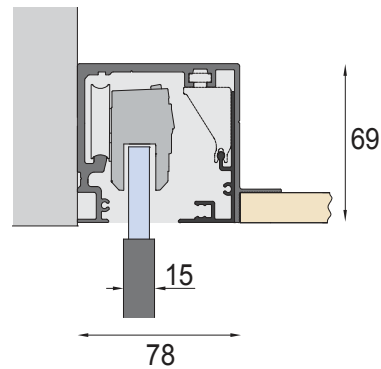
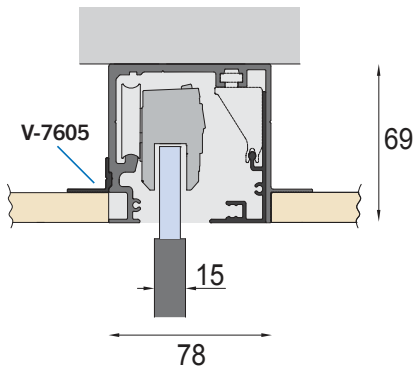
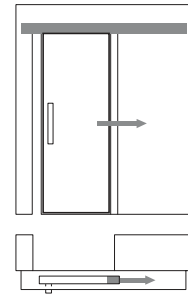
V-7600 + V-7605

Technical pages - Technische Seiten - Páginas Técnicas - Pages Techniques ▶ 188

ceiling
 Decke / a techo / plafond

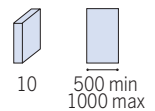


wall
 Wand / a pared / mur



INVISIBLE 1-WAY TRACK PROFILE WITH FIXED PANEL
 UNSICHTBARE 1-LAUFSCHIENE MIT SEITENTEIL
 INVISIBLES RIEL DE 1 CARRIL CON HOJA FIJA
 RAIL 1-VOIE INVISIBLE AVEC PANNEAU FIXE

CEILING INSTALLATION
 DECKENMONTAGE
 A TECHO
 PLAFOND



V-7603 + V-7605

Technical pages - Technische Seiten - Páginas Técnicas - Pages Techniques ▶ 189

ceiling
 Decke / a techo / plafond



wall
 Wand / a pared / mur

