

PA-700 PARK do-it-yourself

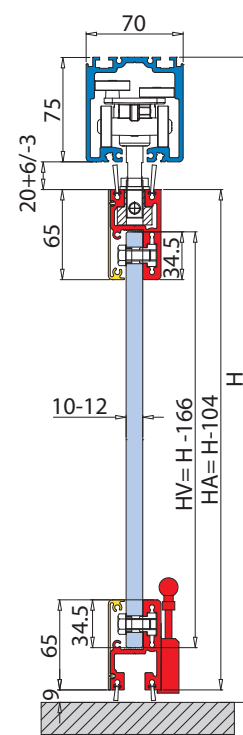
SCORREVOLI A PARCHEGGIO / SLIDING STACKING SYSTEMS / GANZGLAS-SCHIEBEWANDSYSTEME

MY METALGLAS

SCORREVOLI A PARCHEGGIO
SLIDING STACKING SYSTEMS

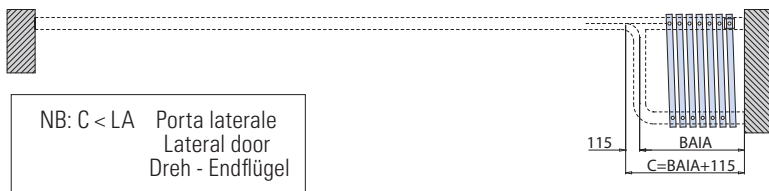
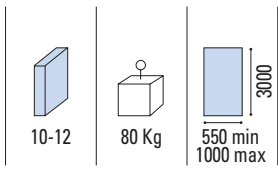
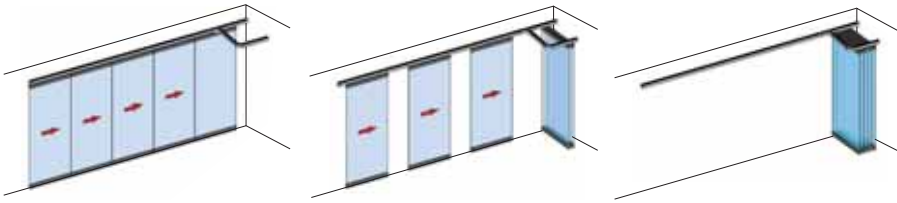


- Sistema scorrevole a parcheggio con profili fermavetro continui a misura standard (mm 1000 da tagliare secondo necessità (a carico del cliente), completi di catenaccioli ferma-anta a posizionamento esterno regolabile. Vantaggi di una consegna più veloce e di un unico prodotto a magazzino per tutte le misure fino a 1000 mm.
- Modular sliding stacking system with continuous glass fixing profiles of a standard size (mm 1000) to be cut on the basis of client's requirements comes equipped with an adjustable door holding latch positioned externally. The advantage of this product is quick delivery and a unique product available in the warehouse for all sizes up to 1000 mm.
- Schiebesystem mit Parkraum, durchgehenden Laufschiene-Profilen in Standardgröße (1000 mm), ablängbar, komplett mit äußeren einstellbaren Riegeln zur Flügelbefestigung. Vorteile einer raschen Lieferung und eines einzigen lagermäßigen Produktes mit Abmessungen bis 1000 mm.

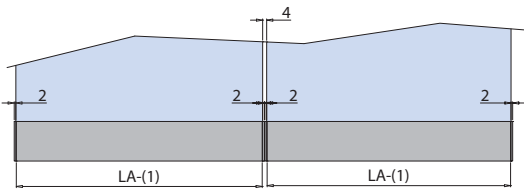


HV = H - 166

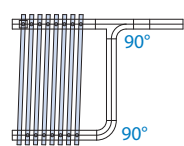




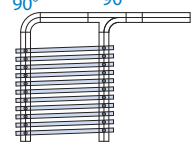
NB: C < LA Porta laterale Lateral door Dreh - Endflügel



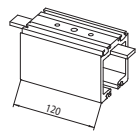
PA-108



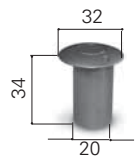
PA-109



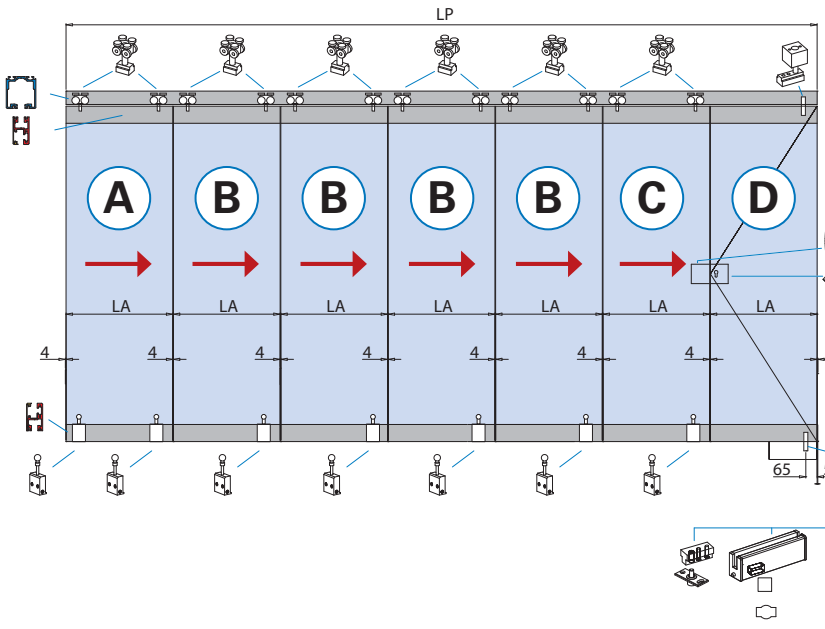
PA-113



L-112-PA



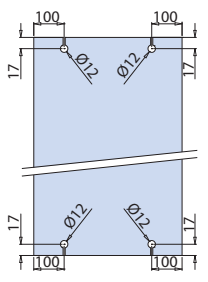
- Baie da ordinare a parte oltre alle ante, altre baie disponibili da pag. 66
- To be ordered separately from the panels, other parking bays available from page 66
- Neben den Flügel extra zu bestellen, andere Parkräume auf Seite 66



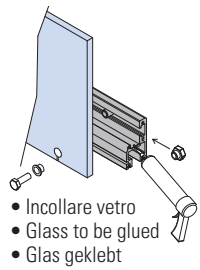
- Calcolo vetro
- Calculation glass
- Glasberechnung

$At = 4 \times (N + 1)$
 $X = LP - At$
 $LA = X / N$

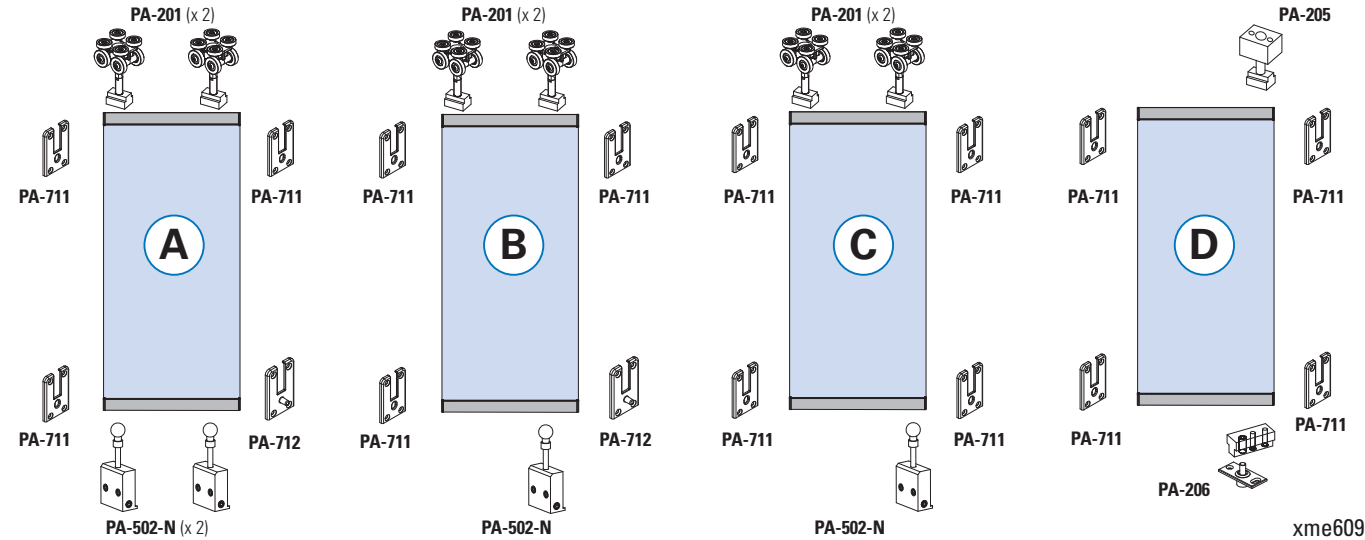
LAVORAZIONE VETRO GLASS PREPARATION GLASBEARBEITUNG



- OPTIONAL Serrature Locks
- ⓓ • Porta laterale fissa • Lateral fixed door • Dreh Flügel
- ⓐ • Prima anta • First panel • Erster Schiebeflügel
- ⓑ • Anta intermedia • Intermediate panel • Zwischen-Schiebeflügel
- ⓒ • Ultima anta • Last panel • End-Schiebeflügel



- Incollare vetro
- Glass to be glued
- Glas geklebt

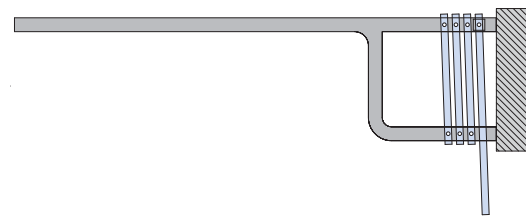
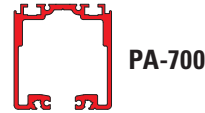
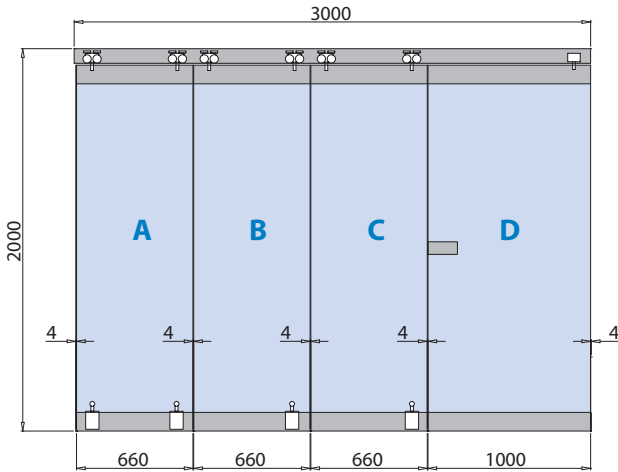


AN	At	N	LP	LA = LV	H	HV	HA
Alluminio anodizzato	Arie totali	Numero ante	Passaggio luce	Larghezza ante = Larghezza vetro	Altezza passaggio luce	Altezza vetro	Altezza anta
Aluminium anodized	Total clearances	Numbers panels	Clear opening width	Panel width = Glass width	Clear opening height	Clear opening height	Door height
Aluminium Silberfarbig	Summe alle Abstände Glas/Wand	Anzahl der Elemente	Lichte Durchgangsbreite	Flügelbreite = Glasbreite	Lichte durchgangshöhe	Glashöhe	Tür Höhe

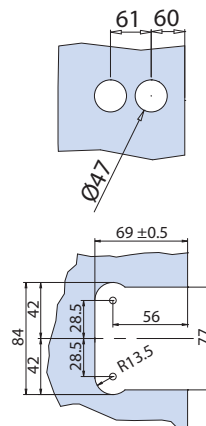
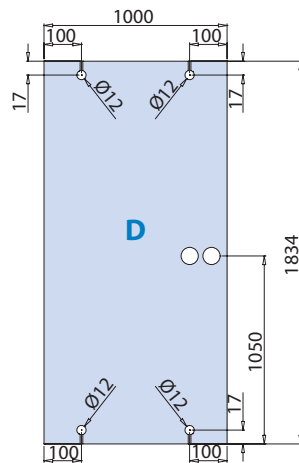
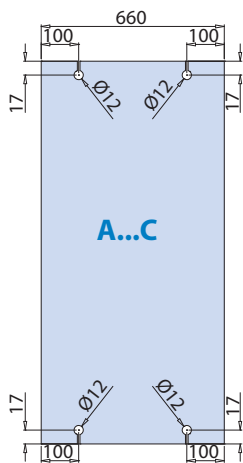
PA-700 PARK do-it-yourself

COME USARE **MY METALGLAS** / HOW TO USE **MY METALGLAS** / WIE MAN BENUTZT **MY METALGLAS**

1 INSERIRE LE MISURE DEL TUO VANO E LE ANTE DESIDERATE
ENTER THE MEASUREMENTS OF YOUR OPENING AND THE DOORS YOU REQUIRE
GEBEN SIE DIE MASSE IHRER ÖFFNUNG EIN UND DIE ERFORDERLICHEN TÜREN



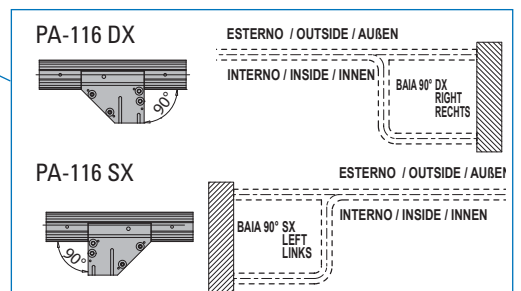
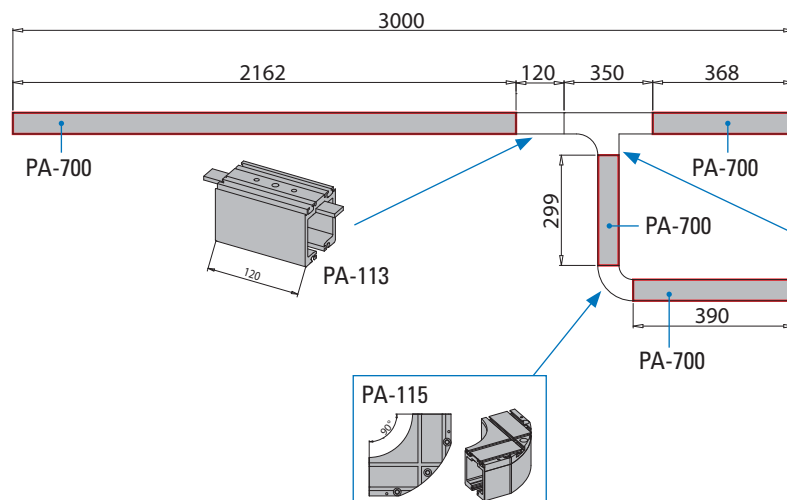
2 SI OTTENGONO LE MISURE DEI VETRI AUTOMATICAMENTE
THE MEASUREMENTS OF THE GLASS WILL BE GENERATED AUTOMATICALLY
DIE ABMESSUNGEN DES GLASES WERDEN AUTOMATISCH BERECHNET



- Foratura vetro porta battente per serrature orizzontali optional
- Glass preparation pivot door for optional horizontal locks
- Glasbearbeitung Dreh-Flügel für optionale horizontale Schlösser

- Foratura vetro porta battente per serrature optional V-504, V-505, V-518, V-519, V-520
- Glass preparation pivot door for optional locks V-504, V-505, V-518, V-519, V-520
- Glasbearbeitung Dreh-Flügel für optionale Schlösser V-504, V-505, V-518, V-519, V-520

3 SI OTTENGONO LE DISTINTE DI TAGLIO DEI PROFILI, DA ABBINARE AGLI ACCESSORI
THE CUTTING SPECIFICATIONS OF THE PROFILES ARE OBTAINED, FOR MATCHING WITH THE ACCESSORIES
SIE ERHALTEN EINE SPEZIFIKATION DER PROFILLÄNGEN ZUM ABGLEICHEN MIT DEM ZUBEHÖR



PA-700 PARK do-it-yourself

COME ASSEMBLARE LE ANTE / HOW TO ASSEMBLE THE DOORS / WIE DIE TÜREN ZUSAMMENSETZT WERDEN

TAGLIO PROFILI PROFIL PREPARATION / PROFILBEARBEITUNG		KIT ACCESSORI ACCESSORY SETS / ZUBEHÖR SETS		ANTA COMPLETA COMPLETE DOOR / KOMPLETTE TÜR
<p>ANTA A / DOOR A / TÜRA</p> <p>PA-730 (x 2)</p> <p>SUPERIORE + INFERIORE / TOP + BOTTOM / OBEN + UNTEN</p>	<p>PA-700 ANTA A (for glass 10/12 mm) PRIMA ANTA A FIRST PANEL A ERSTER SCHIEBEFLÜGEL A</p>			

<p>ANTA B / DOOR B / TÜRB</p> <p>PA-730 (x 2)</p> <p>SUPERIORE + INFERIORE / TOP + BOTTOM / OBEN + UNTEN</p>	<p>PA-700 ANTA B (for glass 10/12 mm) ANTA INTERMEDIA B INTERMEDIATE PANEL B ZWISCHEN-SCHIEBEFLÜGEL B</p>	
--	---	--

<p>ANTA C / DOOR C / TÜRC</p> <p>PA-730 (x 2)</p> <p>SUPERIORE + INFERIORE / TOP + BOTTOM / OBEN + UNTEN</p>	<p>PA-700 ANTA C (for glass 10/12 mm) ULTIMA ANTA C LAST PANEL C END-SCHIEBEFLÜGEL C</p>	
--	--	--

 SCORREVOLI A PARCHEGGIO
 SLIDING STACKING SYSTEMS

PA-700 PARK do-it-yourself

COME ASSEMBLARE LE ANTE / HOW TO ASSEMBLE THE DOORS / WIE DIE TÜREN ZUSAMMENSETZT WERDEN

TAGLIO PROFILI
PROFIL PREPARATION / PROFILBEARBEITUNG



KIT ACCESSORI
ACCESSORY SETS / ZUBEHÖR SETS




ANTA COMPLETA
COMPLETE DOOR / KOMPLETTE TÜR

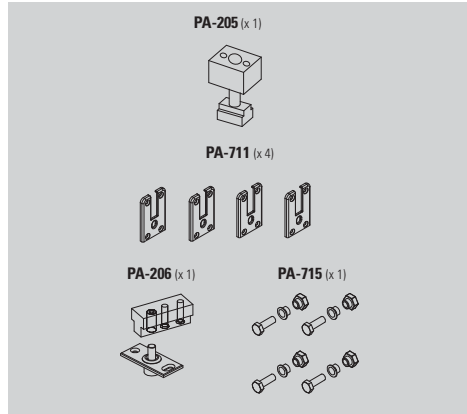
PA-730 (x 2)



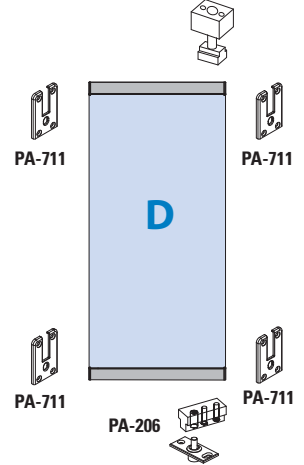
SUPERIORE + INFERIORE
/ TOP + BOTTOM / OBEN + UNTEN



PA-700 ANTA D (for glass 10 / 12 mm)
PORTA LATERALE D
LATERAL PIVOT DOOR D
DREH-SCHIEBEFLÜGEL D



PA-205 (x 1)



xme609d

SCORREVOLI A PARCHEGGIO
SLIDING STACKING SYSTEMS

ANTA D / DOOR D / TÜRD



Topping	Gluten Free	MILKSHAKE
Almonds	Chocolate Chip 6.50	Rich Vanilla 5.00 6.00
Caramel Sauce	Snickerdoodle 4.40	Nutella / Nutella Mocha 5.30 6.20
Crunchy Pebbles	White Chocolate 3.80	Tiramisu Caramel Chocolate 4.30 5.00
Gummy Bears	Organic	Milk Chocolate Coffee 4.60
M&Ms	Chocolate Banana 5.80	Nutella Shake 4.50
Vanilla	Fudging Awesome 5.20	Strawberry Blast 4.00 4.20
Oreo Cookies	Oatmeal Me Crazy 6.10	Bubblegum Cotton Candy 6.10 7.20
Sprinkles	Fruit Cream 7.15	Sugar Free Vanilla 6.30 7.20
Whipped Cream		The Real Sniker 5.20 6.20

GELATO

