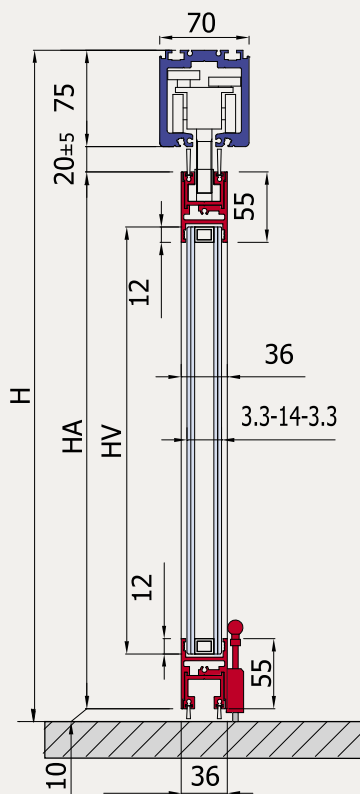


SCORREVOLI A PARCHEGGIO - SEZIONI SECTIONS - QUERSCHNITTE

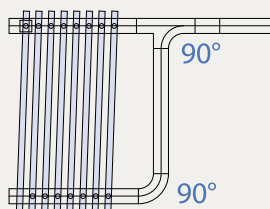
GLASS-200-ISO



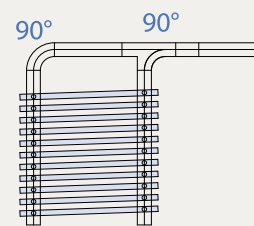
Senza guida a pavimento con baia di parcheggio
Without bottom rail with stacking arrangement
Mit Parkraum, ohne Bodenführung

BAIE DI PARCHEGGIO PAG. 88
STACKING ARRANGEMENTS PG. 88 - PARKRÄUME SEITE 88

PA-108 DX
PA-108 SX



PA-109 DX
PA-109 SX

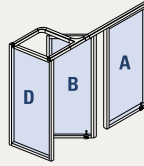


SCORREVOLI A PARCHEGGIO - CONFIGURAZIONI DEI SET

SET CONFIGURATIONS - SYSTEMKONFIGURATION

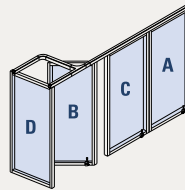
GLASS-200-ISO SET 3

SISTEMA A 3 PANNELLI MOBILI IN VETRO
 SLIDING STACKING SYSTEM WITH 3 PANELS
 SCHIEBEWANDSYSTEM 3 FLÜGELIG
L min = 1650 mm L max = 3000 mm



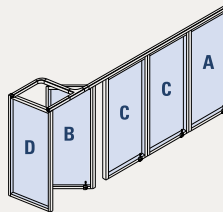
GLASS-200-ISO SET 4

SISTEMA A 4 PANNELLI MOBILI IN VETRO
 SLIDING STACKING SYSTEM WITH 4 PANELS
 SCHIEBEWANDSYSTEM 4 FLÜGELIG
L min = 2200 mm L max = 4000 mm



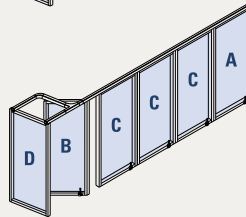
GLASS-200-ISO SET 5

SISTEMA A 5 PANNELLI MOBILI IN VETRO
 SLIDING STACKING SYSTEM WITH 5 PANELS
 SCHIEBEWANDSYSTEM 5 FLÜGELIG
L min = 2750 mm L max = 5000 mm



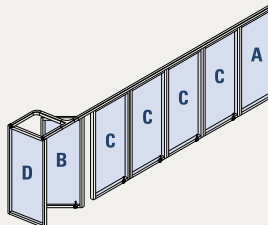
GLASS-200-ISO SET 6

SISTEMA A 6 PANNELLI MOBILI IN VETRO
 SLIDING STACKING SYSTEM WITH 6 PANELS
 SCHIEBEWANDSYSTEM 6 FLÜGELIG
L min = 3300 mm L max = 6000 mm



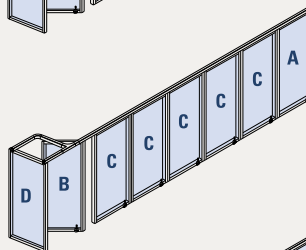
GLASS-200-ISO SET 7

SISTEMA A 7 PANNELLI MOBILI IN VETRO
 SLIDING STACKING SYSTEM WITH 7 PANELS
 SCHIEBEWANDSYSTEM 7 FLÜGELIG
L min = 3850 mm L max = 7000 mm



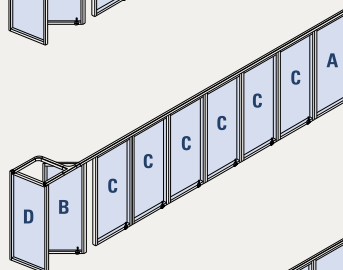
GLASS-200-ISO SET 8

SISTEMA A 8 PANNELLI MOBILI IN VETRO
 SLIDING STACKING SYSTEM WITH 8 PANELS
 SCHIEBEWANDSYSTEM 8 FLÜGELIG
L min = 4400 mm L max = 8000 mm



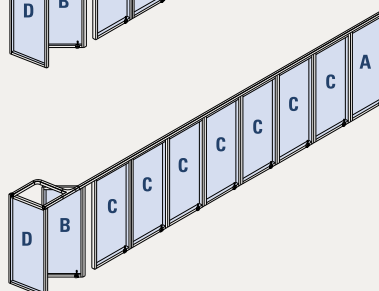
GLASS-200-ISO SET 9

SISTEMA A 9 PANNELLI MOBILI IN VETRO
 SLIDING STACKING SYSTEM WITH 9 PANELS
 SCHIEBEWANDSYSTEM 9 FLÜGELIG
L min = 4950 mm L max = 9000 mm



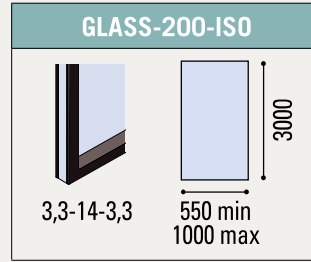
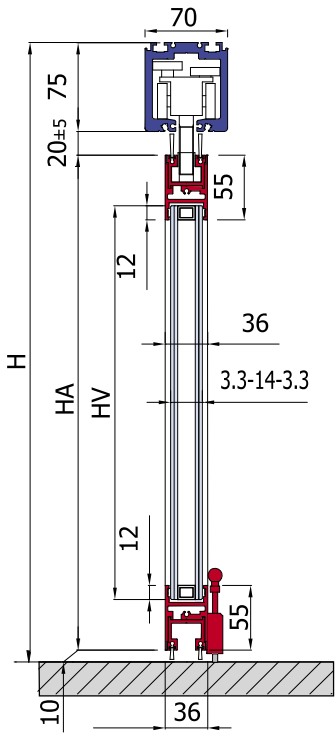
GLASS-200-ISO SET 10

SISTEMA A 10 PANNELLI MOBILI IN VETRO
 SLIDING STACKING SYSTEM WITH 10 PANELS
 SCHIEBEWANDSYSTEM 10 FLÜGELIG
L min = 5500 mm L max = 10000 mm



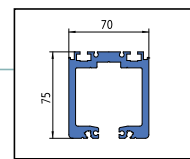
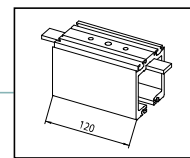
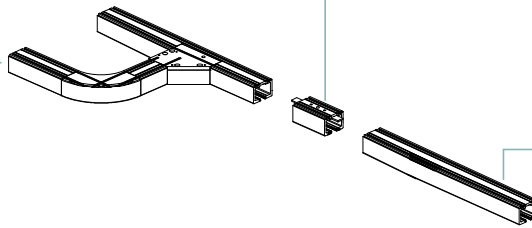
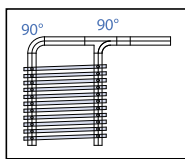
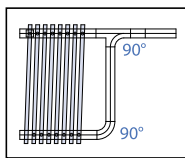
GLASS-200-ISO

SCORREVOLI A PARCHEGGIO
SLIDING STACKING SYSTEMS
GANZGLAS-SCHIEBEWANDSYSTEME

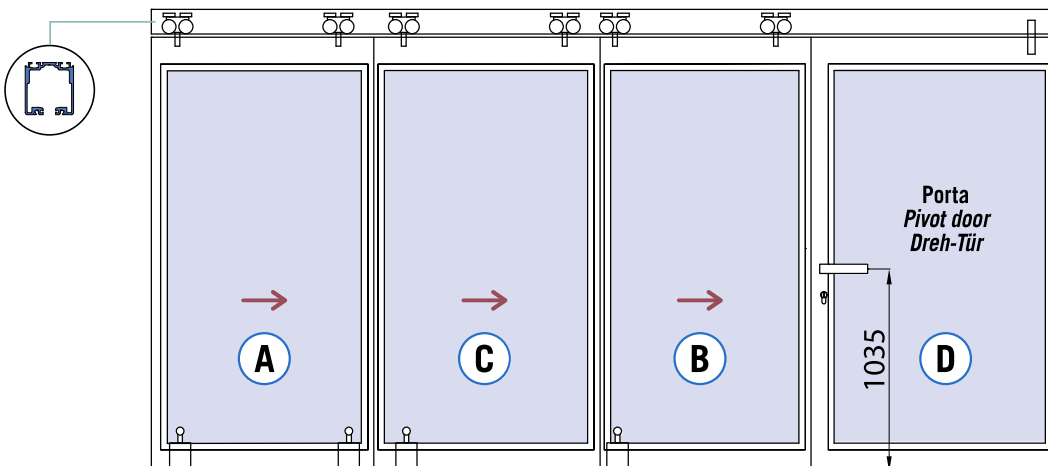


GLASS-200-ISO SET	L max =	Configuration
GLASS-200-ISO SET 3	3000 mm	D B A
GLASS-200-ISO SET 4	4000 mm	D B C A
GLASS-200-ISO SET 5	5000 mm	D B C C A
GLASS-200-ISO SET 6	6000 mm	D B C C C A
GLASS-200-ISO SET 7	7000 mm	D B C C C C A
GLASS-200-ISO SET 8	8000 mm	D B C C C C C A
GLASS-200-ISO SET 9	9000 mm	D B C C C C C C A
GLASS-200-ISO SET 10	10000 mm	D B C C C C C C C A

- A**
 - Prima anta scorrevole
 - First sliding panel
 - Erster Schiebeflügel
- B**
 - Ultima anta scorrevole
 - Last sliding panel
 - Letzter Schiebeflügel
- C**
 - Anta scorrevole intermedia
 - Intermediate sliding panel
 - Zwischen-Schiebeflügel
- D**
 - Porta laterale con serratura
 - Lateral pivot door with lock
 - Dreh-Tür mit Schloss



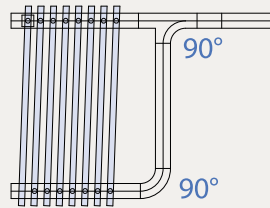
* Baie da ordinare a parte. Altre baie disponibili da pag. 88.
Stacking arrangement to be ordered separately. Other stacking arrangements available from page 88.
Parkräume separat zu bestellen. Andere Parkräume auf Seite 88.



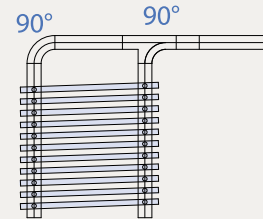
ESEMPI DI BAIE DI PARCHEGGIO

EXAMPLES OF STACKING ARRANGEMENTS - BEISPIELE FÜR PARKSITUATIONEN

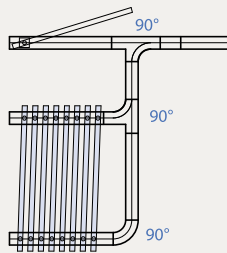
PA-108 DX
PA-108 SX



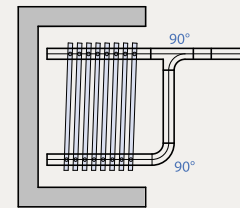
PA-109 DX
PA-109 SX



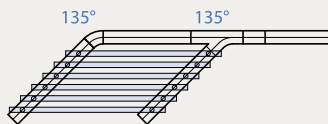
PA-119-B DX
PA-119-B SX



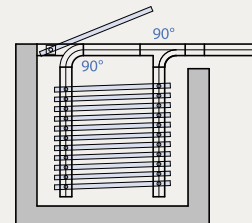
PA-119-C DX
PA-119-C SX



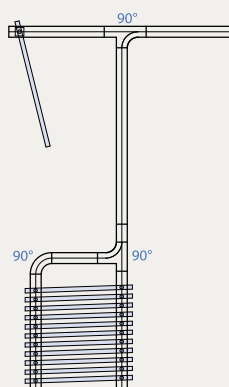
PA-119-D DX
PA-119-D SX



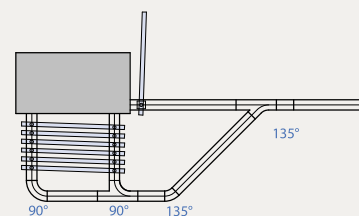
PA-119-F DX
PA-119-F SX



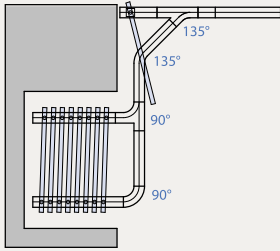
PA-119-G DX
PA-119-G SX



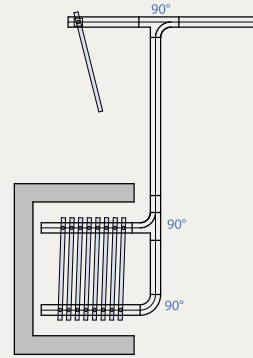
PA-119-H DX
PA-119-H SX



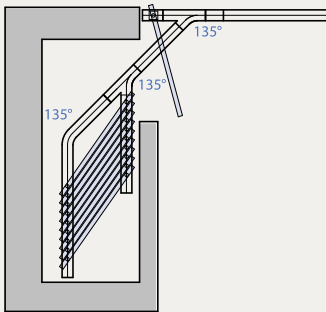
PA-119-I DX
PA-119-I SX



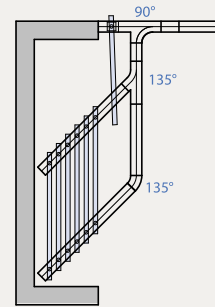
PA-119-L DX
PA-119-L SX



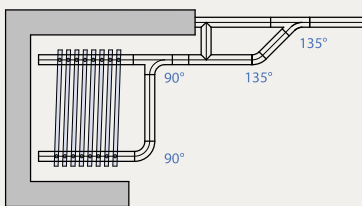
PA-119-M DX
PA-119-M SX



PA-119-N DX
PA-119-N SX



PA-119-O DX
PA-119-O SX



PA-119-P DX
PA-119-P SX

