

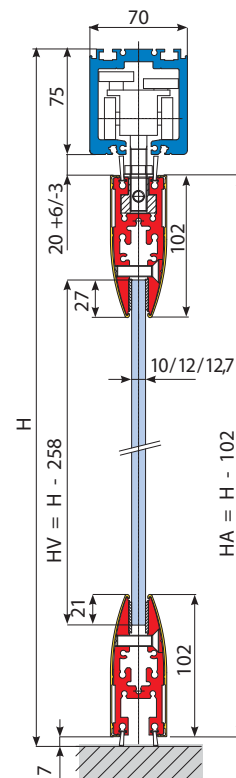
PA-230

SCORREVOLI A PARCHEGGIO / SLIDING STACKING SYSTEMS / GANZGLAS-SCHIEBEWANDSYSTEME

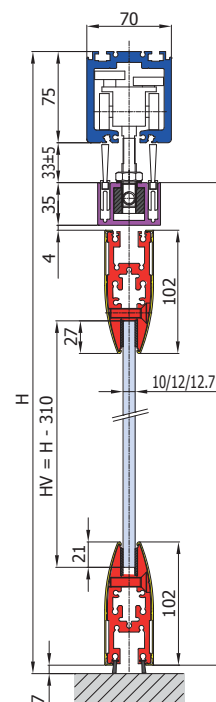
- Sistema scorrevole a parcheggio con profili fermavetro su misura richiesta dal cliente, senza fori nel vetro e con possibilità di porta centrale a battente e parcheggiabile.
- Sliding stacking system with glass fixing profiles made to measure upon client's request, no need to make holes in the glass and with the possibility of hinged and parkable center panel.
- Schiebesystem mit Parkraum, mit kundenspezifischen Glasleistenprofile mit zentraler Drehtür und Parkmöglichkeit.

MY METALGLAS

SCORREVOLI A PARCHEGGIO
SLIDING STACKING SYSTEMS


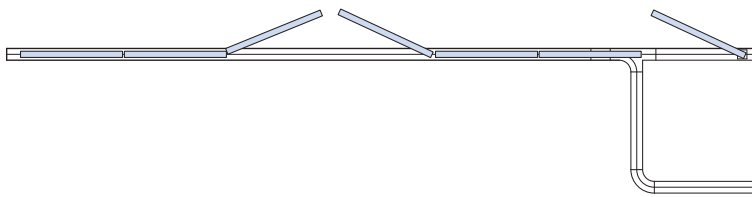
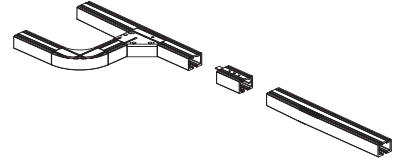
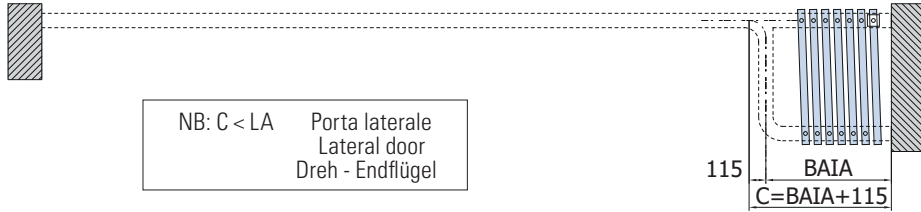
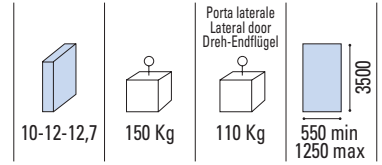
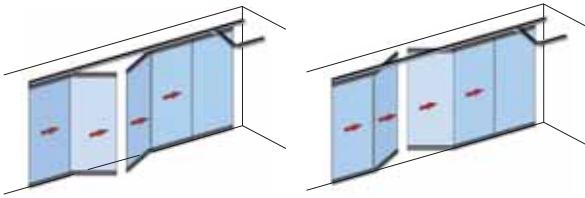


HV = H - 258



HV = H - 310

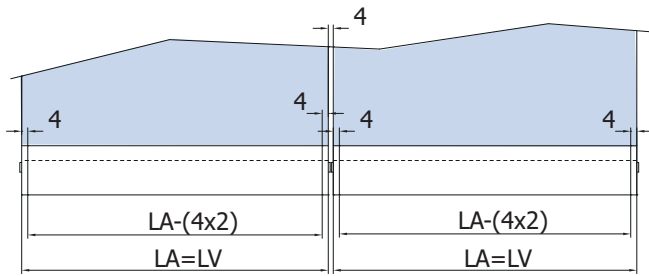
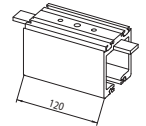
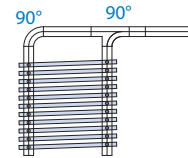
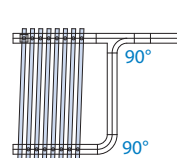
- Porta centrale scorrevole
- Center sliding pivoted door
- Dreh/pendel Schiebefügel



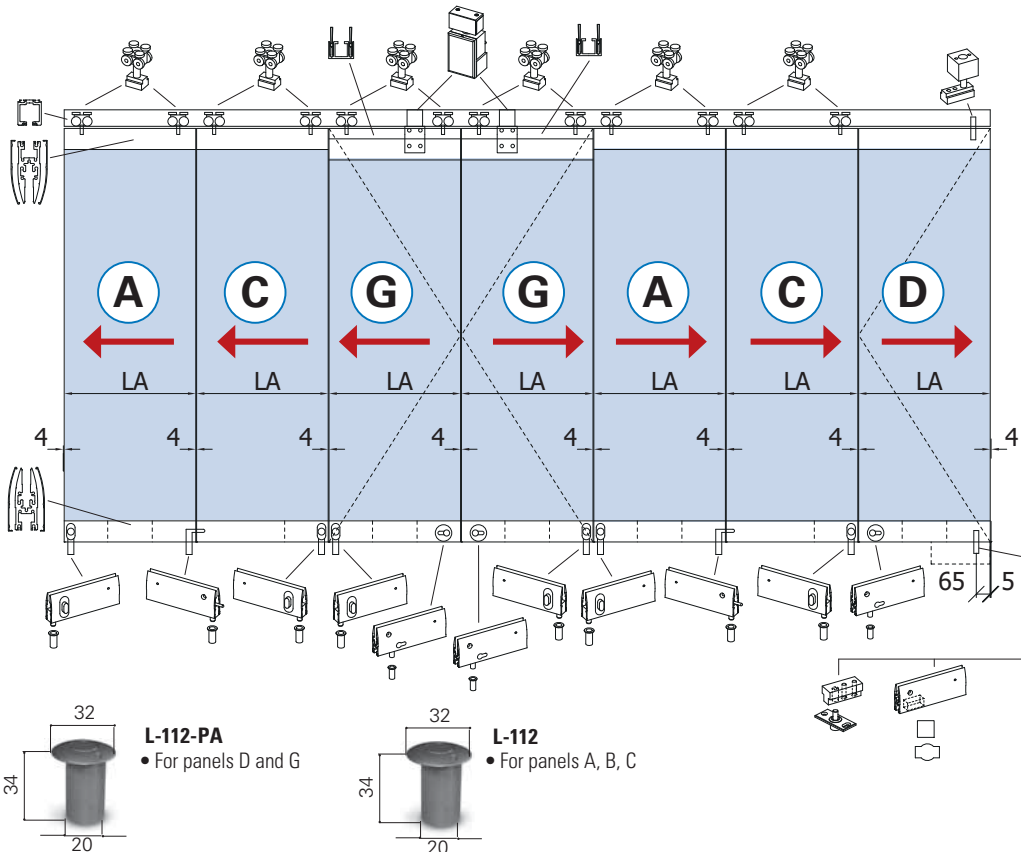
PA-108

PA-109

PA-113



- Baie da ordinare a parte oltre alle ante, altre baie disponibili da pag. 66
- To be ordered separately from the panels, other parking bays available from page 66
- Neben den Flügel extra zu bestellen, andere Parkräume auf Seite 66



- Calcolo vetro
- Calculation glass
- Glasberechnung

At = 4 x (N + 1)
X = LP - At
LA = LV / N

- A**
 - Prima anta
 - First panel
 - Erster Schiebeflügel
- B**
 - Porta centrale scorrevole dx/sx
 - Center sliding pivoted door dx/sx
 - Dreh/Pendel-Schiebeflügel dx/sx
- C**
 - Anta intermedia
 - Intermediate panel
 - Zwischen-Schiebeflügel
- D**
 - Ultima anta
 - Last panel
 - End-Schiebeflügel
- Porta laterale**
 - Lateral pivot door
 - Dreh-Schiebeflügel

xfb-135

AN	At	N	LP	LA = LV	H	HV	HA
Alluminio anodizzato	Arie totali	Numero ante	Passaggio luce	Larghezza ante = Larghezza vetro	Altezza passaggio luce	Altezza vetro	Altezza anta
Aluminium anodized	Total clearances	Numbers panels	Clear opening width	Panel width = Glass width	Clear opening height	Glass height	Door height
Aluminium Silberfarbig	Summe alle Abstände Glas/Wand	Anzahl der Elemente	Lichte Durchgangsbreite	Flügelbreite = Glasbreite	Lichte durchgangshöhe	Glashöhe	Tür Höhe