

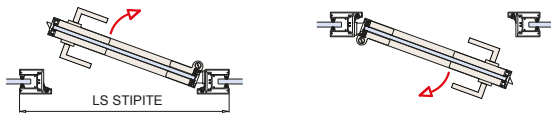
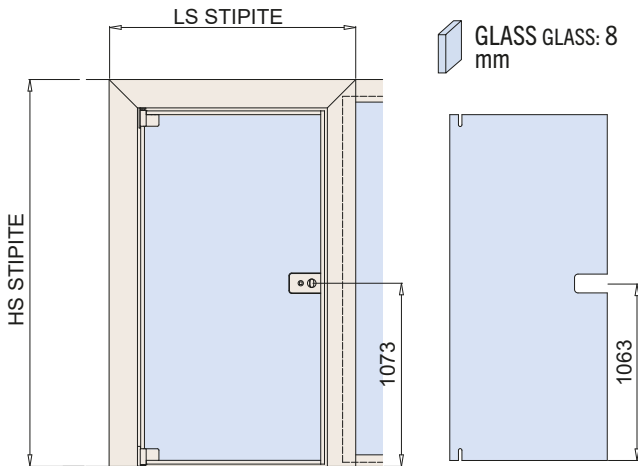
DIV-201

ONLY STANDARD PROFILE PREPARATION AVAILABLE. THE MEASUREMENTS INDICATED ON THE FORM ATTACHED TO THE ORDER ARE EXECUTIVE FOR PRODUCTION

HS STIPIITE	Frame profile height	H VANO	Dimension of opening height	LS STIPIITE	Frame profile width	LP VANO	Dimension of opening width
-------------	----------------------	--------	-----------------------------	-------------	---------------------	---------	----------------------------

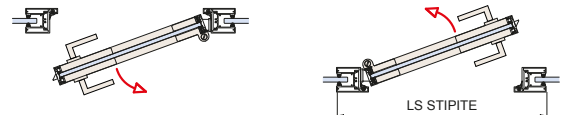
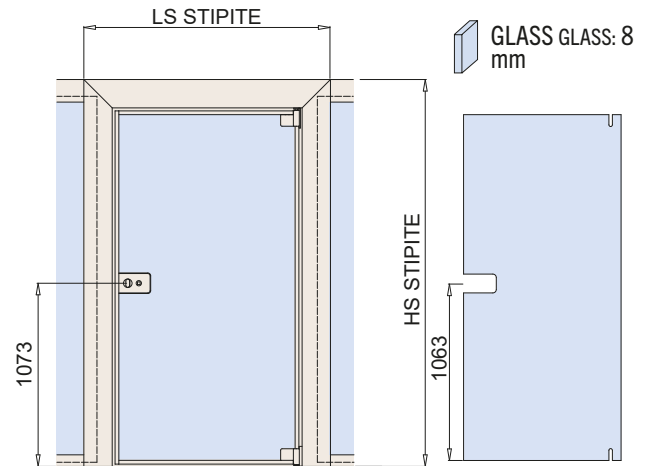
LEFT - Nr.

LS STIPIITE (mm): HS STIPIITE (mm):



RIGHT - Nr.

LS STIPIITE (mm): HS STIPIITE (mm):

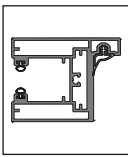


STANDARD SET – complete with frame, hinges, locks, cylinders, handles, strike plates, and frame machining

PRODUCT CODE	LOCKS + STRIKE PLATE	
	V-740	CP-015
<input type="checkbox"/> DIV-201-740-2500 HS = 2500 mm		
<input type="checkbox"/> DIV-201-740-2950 HS = 2950 mm		
	V-741	CP-015
<input type="checkbox"/> DIV-201-741-2500 HS = 2950 mm		
<input type="checkbox"/> DIV-201-741-2950 HS = 2950 mm		
	DIV-M101	CP-016
<input type="checkbox"/> DIV-201-101-2500 HS = 2500 mm		
<input type="checkbox"/> DIV-201-101-2950 HS = 2950 mm		

SURCHARGES OPTIONAL

PRODUCT CODE	LOCKS + STRIKE PLATE	
	V-740	CP-015
<input type="checkbox"/> SUP-SER-740WC		
	M-740-WC	CP-015-M
<input type="checkbox"/> SUP-SER-M740WC		
	M-740	CP-015-M
<input type="checkbox"/> SUP-SER-M740		
	M-741	CP-015-M
<input type="checkbox"/> SUP-SER-M741		



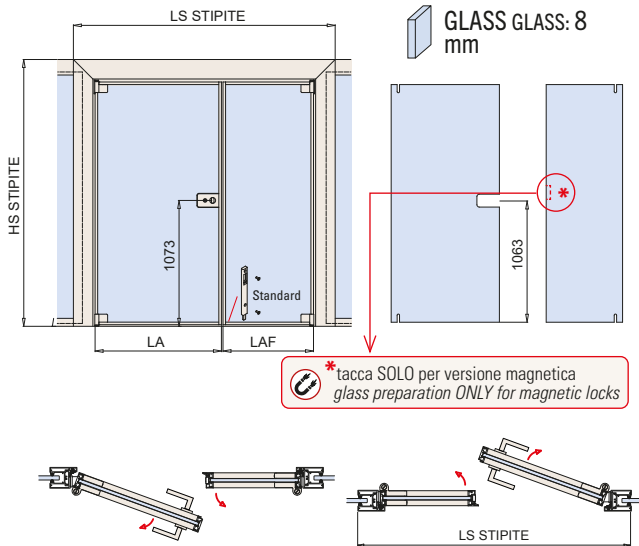
DIV-201 2FLG DOUBLE DOOR

ONLY STANDARD PROFILE PREPARATION AVAILABLE. THE MEASUREMENTS INDICATED ON THE FORM ATTACHED TO THE ORDER ARE EXECUTIVE FOR PRODUCTION

HS STIPIITE | Frame profile height H VANO | Dimension of opening height LS STIPIITE | Frame profile width LP VANO | Dimension of opening width

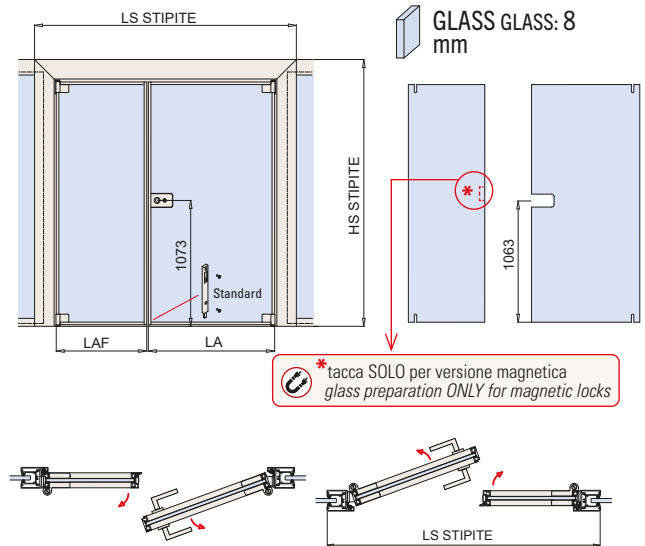
LEFT - Nr.

LS STIPIITE (mm): HS STIPIITE (mm):



RIGHT - Nr.

LS STIPIITE (mm): HS STIPIITE (mm):



STANDARD SET – complete with frame, hinges, locks, cylinders, handles, strike plates, and frame machining

PRODUCT CODE	LOCKS + STRIKE PLATE	
	V-740	DIV-005
<input type="checkbox"/> DIV-201-2FL-740-2500 HS = 2500 mm		
<input type="checkbox"/> DIV-201-2FL-740-2950 HS = 2950 mm		
	V-741	DIV-005
<input type="checkbox"/> DIV-201-2FL-741-2500 HS = 2500 mm		
<input type="checkbox"/> DIV-201-2FL-741-2950 HS = 2950 mm		
	DIV-M101	CP-016
<input type="checkbox"/> DIV-201-2FL-101-2500 HS = 2500 mm		
<input type="checkbox"/> DIV-201-2FL-101-2950 HS = 2950 mm		

SURCHARGES OPTIONAL

PRODUCT CODE	UPPER LOCKING BOLT	
<input type="checkbox"/> DIV-003 (superiore)		
	PRODUCT CODE	LOCKS + STRIKE PLATE
	V-740	CP-015
<input type="checkbox"/> SUP-SER-740WC		
	M-740-WC	CP-015-M
<input type="checkbox"/> SUP-SER-M740WC		
	M-740	CP-015-M
<input type="checkbox"/> SUP-SER-M740		
	M-741	CP-015-M
<input type="checkbox"/> SUP-SER-M741		
	M-101-DOP	CP-016
<input type="checkbox"/> SUP-M101-DOP		