

BRIXIA TELESCOPICO



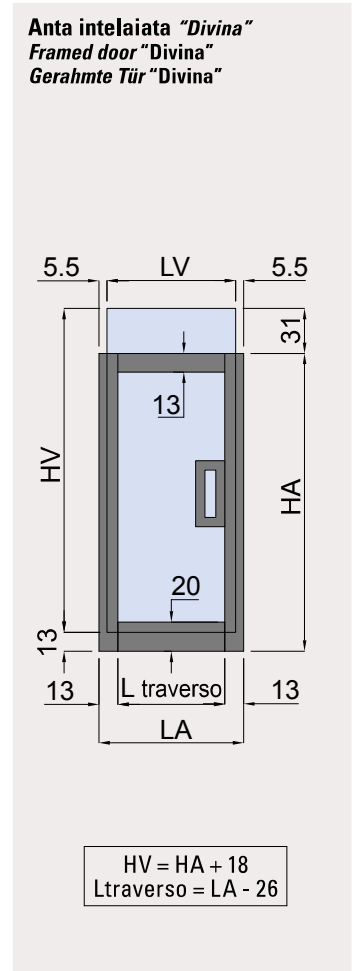
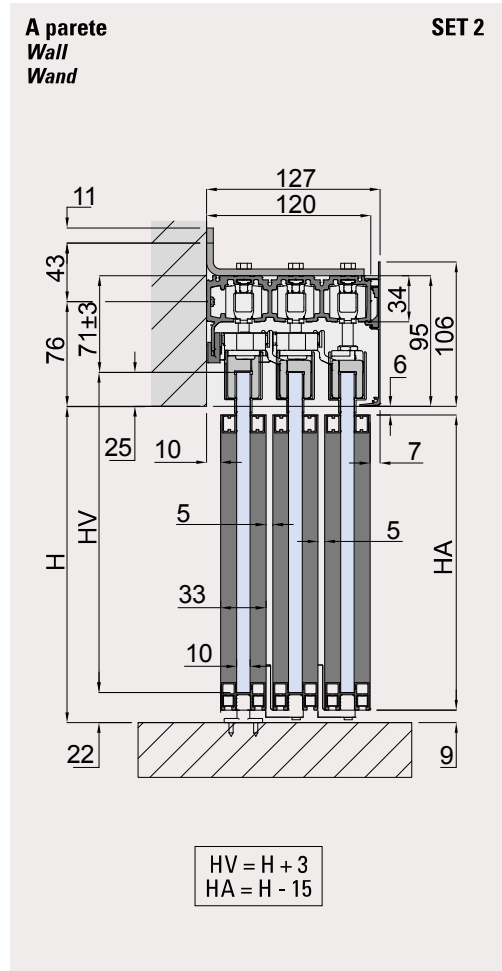
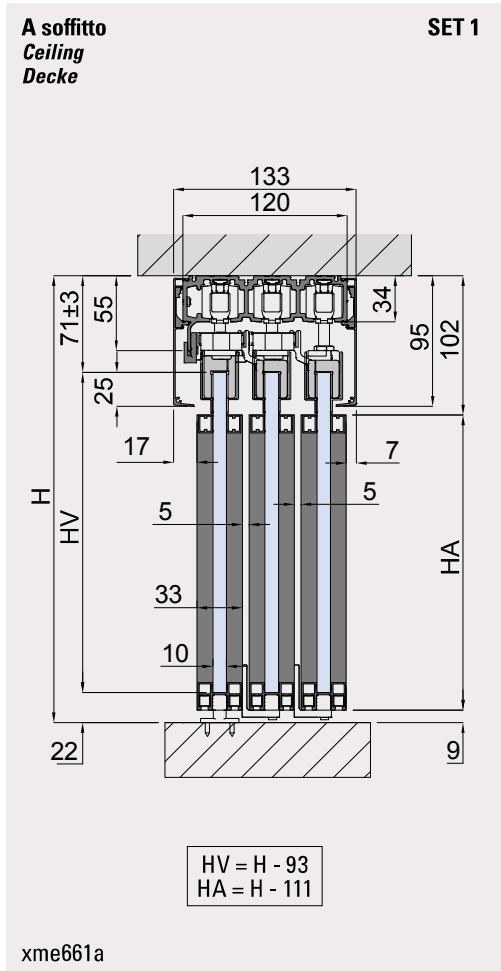
MY METALGLAS

Componi la tua anta per quantificare i traversini da ordinare
 Configure your panel to calculate the cross profiles
 Konfigurieren Sie Ihre Tür und berechnen Sie automatisch die Querprofile

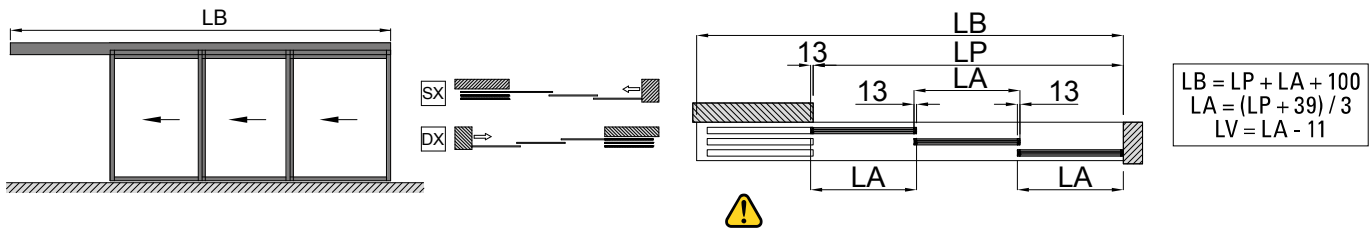
Sliding system	DIV-1330 SYNCHRO	DIV-1380 MECH
Max	100 kg	100 kg
Soft-close	80 kg (optional)	80 kg (optional)

V-1224 OPTIONAL SOFT-CLOSE

10 520 min 1000 max
 700 min 970 min
 1 pc 2 pcs



SET 1 / SET 2



È obbligatorio rispettare la lunghezza del binario come indicato nella formula per allineare i pannelli.
 It is mandatory to calculate the length of the track as in the formula for aligning the panels.
 Zum Ausrichten der Paneele ist unbedingt erforderlich, die in der Formel angegebene Länge der Schiene einzuhalten.



DIV-1330 SYNCHRO
 TRASCINAMENTO SYNCHRO CON CINGHIA
 SYNCHRO DRAGGING SYSTEM WITH TOOTHED BELT
 SYNCHRO MITNEHMER KIT MIT ZAHNRIEMEN



DIV-1380 MECH.
 TRASCINAMENTO MECCANICO
 MECHANICAL DRAGGING SYSTEM
 MIT MECHANISCHEM MITNEHMER