


# PA-250 LIBRO FOLDING

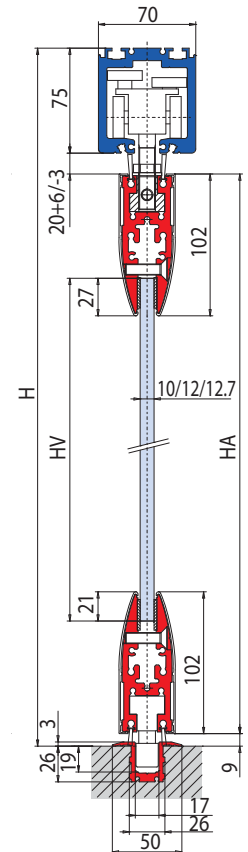
SCORREVOLI A LIBRO / SLIDING FOLDING SYSTEMS / FALT-SCHIEBEWANDSYSTEME

**MY METALGLAS**



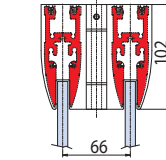
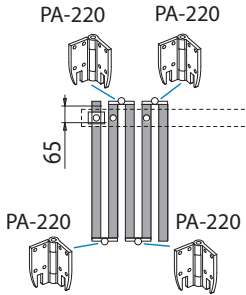
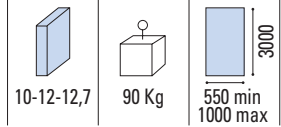
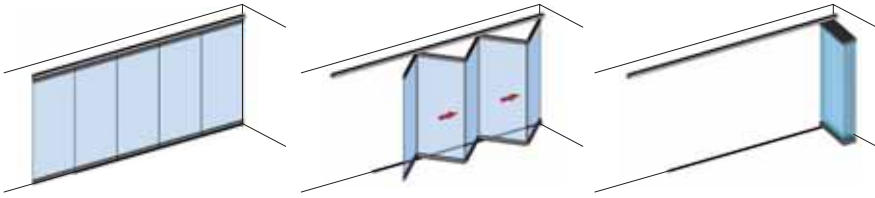
- Sistema scorrevole a libro fornito con profili fermavetro a misura richiesta dal cliente, senza necessità di fori nel vetro.
- Sliding folding door system with glass fixing profiles made to measure upon client's request, no need to make holes in the glass.
- Falt-Schiebewandssystem, mit kundenspezifischen Glasleistenprofilen, ohne Glasbohrungen.

SCORREVOLI A LIBRO  
SLIDING FOLDING SYSTEMS

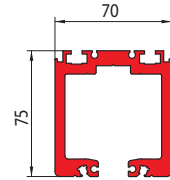


HV = H - 258  
HA = H - 102

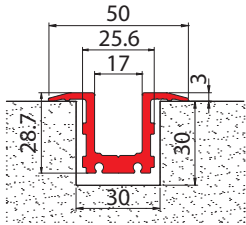




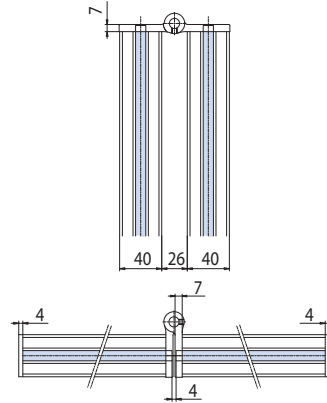
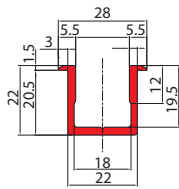
**PA-100**



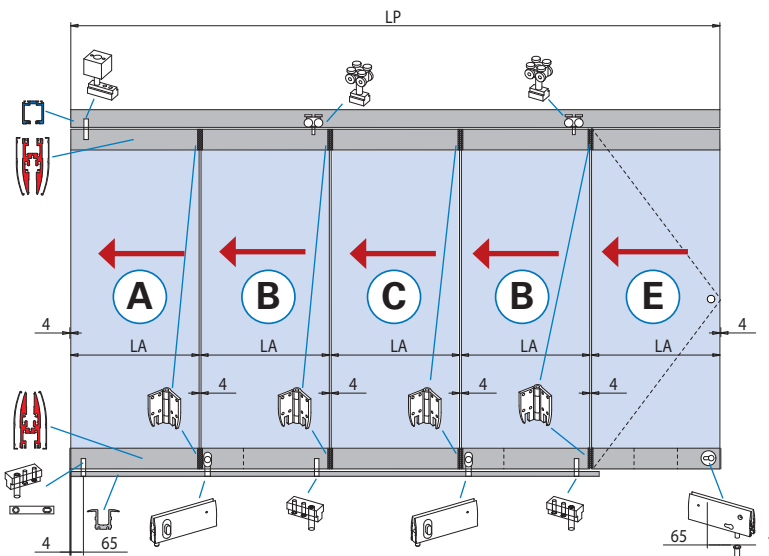
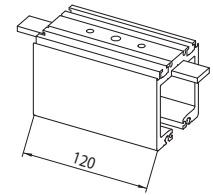
**L-113 standard**



**L-110 optional**



**PA-113**



- Calcolo vetro
- Calculation glass
- Glasberechnung

At = 4 x (N + 1)  
X = LP - At  
LA = LV = X / N

	PA-250 SET 2	(A)(D)
	PA-250 SET 3	(A)(B)(E)
	PA-250 SET 4	(A)(B)(C)(D)
	PA-250 SET 5	(A)(B)(C)(B)(E)
	PA-250 SET 6	(A)(B)(C)(B)(C)(D)
	PA-250 SET 7	(A)(B)(C)(B)(C)(B)(E)

- (A)**
  - Prima anta a libro
  - First folding panel
  - Erstes Faltelement
- (B)(C)**
  - Anta intermedia a libro
  - Intermediate folding panel
  - Mittiges Faltelement
- (D)**
  - Ultima anta con numero ante pari
  - Last panel with even no. panels
  - Letzter Flügel bei gerader Flügelanzahl
- (E)**
  - Ultima anta porta battente con N° ante dispari
  - Last hinged door with odd no. panels
  - Letzter Dreh-Flügel bei ungerader Flügelanzahl



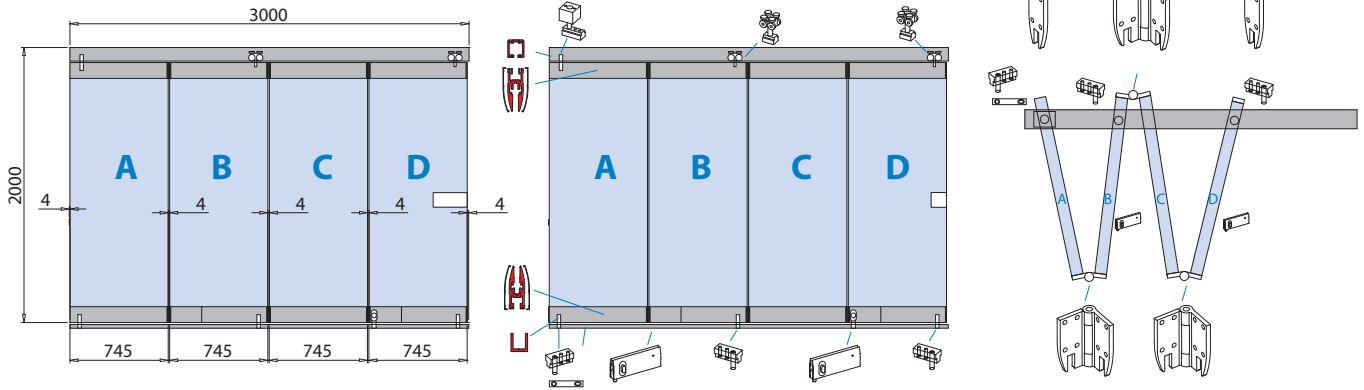
xla173 new / xla173 / xla170 / xme295

<b>AN</b> Alluminio anodizzato Aluminium anodized Aluminium Silberfarbig	<b>At</b> Arie totali Total clearances Summe alle Abstände Glas/Wand	<b>N</b> Numero ante Numbers panels Anzahl der Elemente	<b>LP</b> Passaggio luce Clear opening width Lichte Durchgangsbreite	<b>LA = LV</b> Larghezza ante = Larghezza vetro Panel width = Glass width Flügelbreite = Glasbreite	<b>H</b> Altezza passaggio luce Clear opening height Lichte durchgangshöhe	<b>HV</b> Altezza vetro Glass height Glashöhe	<b>HA</b> Altezza anta Door height Tür Höhe
---	---	--	---	--	---	--	--

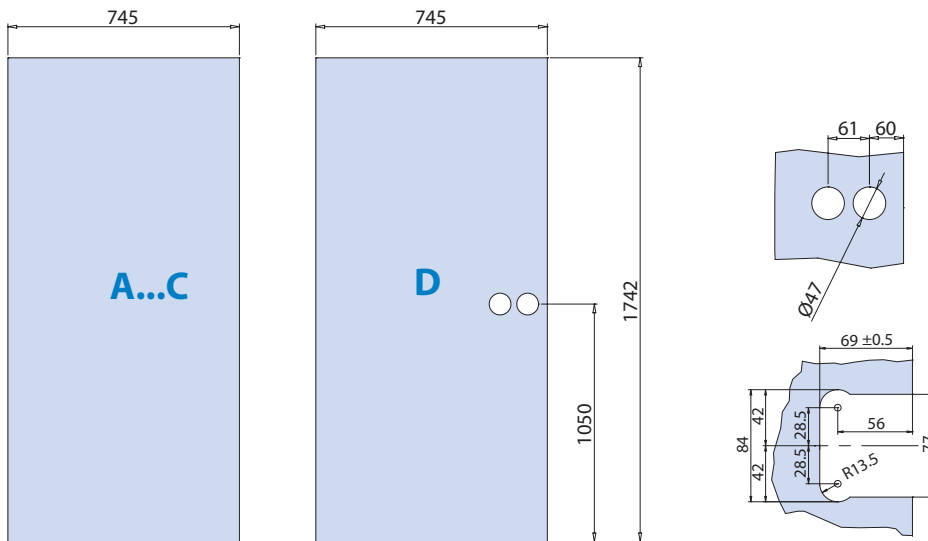
# PA-250 LIBRO FOLDING

COME USARE MY METALGLAS / HOW TO USE MY METALGLAS / WIE MAN BENUTZT MY METALGLAS

**1** INSERIRE LE MISURE DEL TUO VANO E LE ANTE DESIDERATE  
ENTER THE MEASUREMENTS OF YOUR OPENING AND THE DOORS YOU REQUIRE  
GEBEN SIE DIE MASSE IHRER ÖFFNUNG EIN UND DIE ERFORDERLICHEN TÜREN



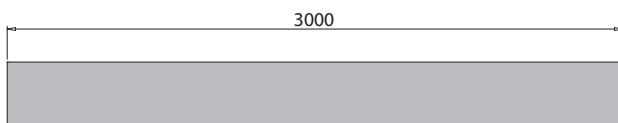
**2** SI OTTENGONO LE MISURE DEI VETRI AUTOMATICAMENTE  
THE MEASUREMENTS OF THE GLASS WILL BE GENERATED AUTOMATICALLY  
DIE ABMESSUNGEN DES GLASES WERDEN AUTOMATISCH BERECHNET



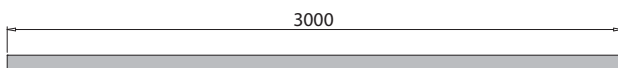
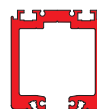
- Foratura vetro porta battente per serrature optional
- Glass preparation pivot door for optional locks
- Glasbearbeitung Dreh-Flügel für optionale Schlösser

- Foratura vetro porta battente per serrature optional V-504, V-505, V-518, V-519, V-520
- Glass preparation pivot door for optional locks V-504, V-505, V-518, V-519, V-520
- Glasbearbeitung Dreh-Flügel für optionale Schlösser V-504, V-505, V-518, V-519, V-520

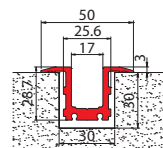
**3** SI OTTENGONO LE DISTINTE DI TAGLIO DEI PROFILI, DA ABBINARE AGLI ACCESSORI  
THE CUTTING SPECIFICATIONS OF THE PROFILES ARE OBTAINED, FOR MATCHING WITH THE ACCESSORIES  
SIE ERHALTEN EINE SPEZIFIKATION DER PROFILLÄNGEN ZUM ABGLEICHEN MIT DEM ZUBEHÖR



**PA-100**



**L-113**



# PA-250 LIBRO FOLDING

## COME ASSEMBLARE LE ANTE / HOW TO ASSEMBLE THE DOORS / WIE DIE TÜREN ZUSAMMENSETZT WERDEN

TAGLIO PROFILI PROFIL PREPARATION / PROFILBEARBEITUNG		KIT ACCESSORI ACCESSORY SETS / ZUBEHÖR SETS		ANTA COMPLETA COMPLETE DOOR / KOMPLETTE TÜR
--	--	--	--	--

**ANTA A / DOOR A / TÜRA**

PA-209 (x 2)  
PA-210 (x 4)

**SUPERIORE / TOP / OBEN**

**INFERIORE / BOTTOM / UNTEN**

**PA-250 ANTA A-10** (for glass 10 mm)  
**PA-250 ANTA A-12** (for glass 12 - 12,7 mm)  
 PRIMA ANTA A LIBRO A  
 FIRST FOLDING PANEL A  
 ERSTES FALTELEMENT A

**ANTA B / DOOR B / TÜRB**

PA-209 (x 2)  
PA-210 (x 4)

**SUPERIORE / TOP / OBEN**

**INFERIORE / BOTTOM / UNTEN**

- Lavorazione vettura PA-209 con PA-225 + PA-203-POM
- Cover profile preparation PA-209 with PA-225 + PA-203-POM
- Vorbereitung der Abdeckung PA-209 mit PA-225 + PA-203-POM

**PA-250 ANTA B-10** (for glass 10 mm)  
**PA-250 ANTA B-12** (for glass 12 - 12,7 mm)  
 ANTA INTERMEDIA A LIBRO B  
 MIDDLE FOLDING PANEL B  
 MITTIGES FALTELEMENT B

**ANTA C / DOOR C / TÜRC**

PA-209 (x 2)  
PA-210 (x 4)

**SUPERIORE / TOP / OBEN**

**INFERIORE / BOTTOM / UNTEN**

**PA-250 ANTA C-10** (for glass 10 mm)  
**PA-250 ANTA C-12** (for glass 12 - 12,7 mm)  
 ANTA INTERMEDIA A LIBRO 2 C  
 MIDDLE FOLDING PANEL 2 C  
 MITTIGES FALTELEMENT 2 C

SCORREVOLI A LIBRO  
SLIDING FOLDING SYSTEMS

# PA-250 LIBRO FOLDING

## COME ASSEMBLARE LE ANTE / HOW TO ASSEMBLE THE DOORS / WIE DIE TÜREN ZUSAMMENSETZT WERDEN

TAGLIO PROFILI  
PROFIL PREPARATION / PROFILBEARBEITUNG



KIT ACCESSORI  
ACCESSORY SETS / ZUBEHÖR SETS



ANTA COMPLETA  
COMPLETE DOOR / KOMPLETTE TÜR

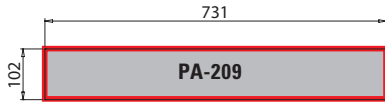
ANTA D / DOOR D / TÜRD

PA-209 (2 x)

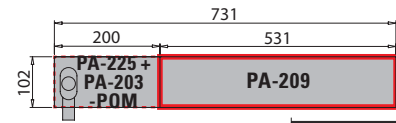


PA-210 (4 x)

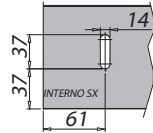
SUPERIORE / TOP / OBEN



INFERIORE / BOTTOM / UNTEN



- Lavorazione veletta con PA-210 con PA-225 + PA-203-POM
- Cover profile preparation with PA-210 with PA-225 + PA-203-POM
- Vorbereitung der Abdeckung mit PA-210 mit PA-225 + PA-203-POM



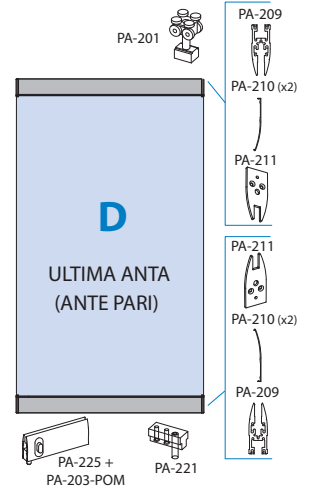
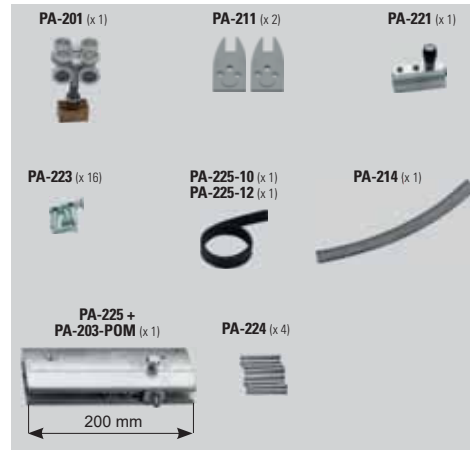
PA-250 ANTA D-10 (for glass 10 mm)

PA-250 ANTA D-12 (for glass 12 - 12,7 mm)

ULTIMA ANTA D (ante pari)

LAST PANEL D (even panels)

ENDSCHIEBEFLÜGEL D (gerade Zahl von Flügeln)



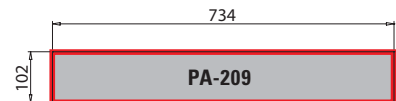
ANTA E / DOORE / TÜRE

PA-209 (x 2)

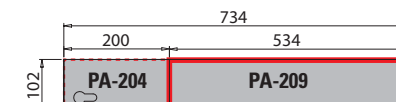


PA-210 (x 4)

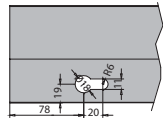
SUPERIORE / TOP / OBEN



INFERIORE / BOTTOM / UNTEN



- Lavorazione veletta con PA-204
- Cover profile preparation with PA-204
- Vorbereitung der Abdeckung mit PA-204



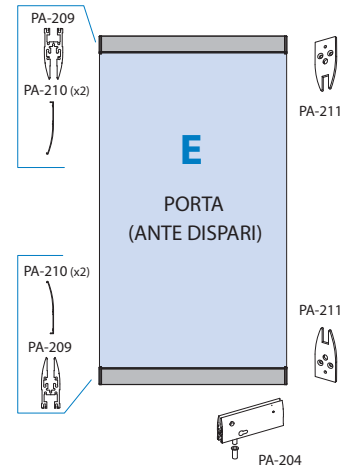
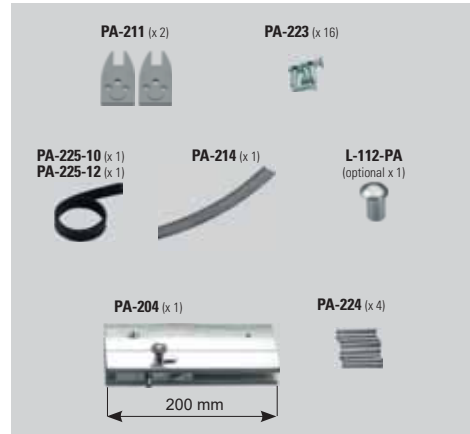
PA-250 ANTA E-10 (for glass 10 mm)

PA-250 ANTA E-12 (for glass 12 - 12,7 mm)

ULTIMA ANTA E PORTA BATTENTE E (ante dispari)

LATERAL PIVOT DOOR E (odd panels)

LETZER DREH-FLÜGEL E (ungerade Zahl von Flügeln)



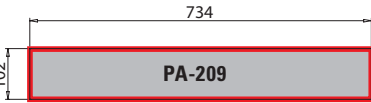
ANTA F / DOOR F / TÜRF

PA-209 (x 2)

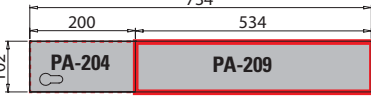


PA-210 (x 4)

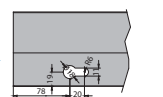
SUPERIORE / TOP / OBEN



INFERIORE / BOTTOM / UNTEN



- Lavorazione veletta con PA-204
- Cover profile preparation with PA-204
- Vorbereitung der Abdeckung mit PA-204



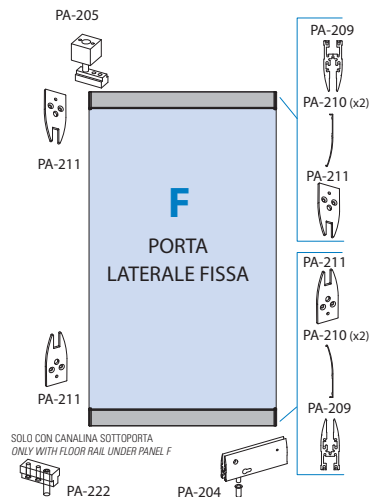

PA-250 ANTA F-10 (for glass 10 mm)

PA-250 ANTA F-12 (for glass 12 - 12,7 mm)

PORTA LATERALE FISSA F

FIXED LATERAL PIVOT DOOR F

FEST DREHFLÜGEL F



SOLO CON CANALINA SOTTOPIANTA  
ONLY WITH FLOOR RAIL UNDER PANEL F

xme533-b



SCORREVOLI A LIBRO  
SLIDING FOLDING SYSTEMS