

PA-260 CENTER FOLDING

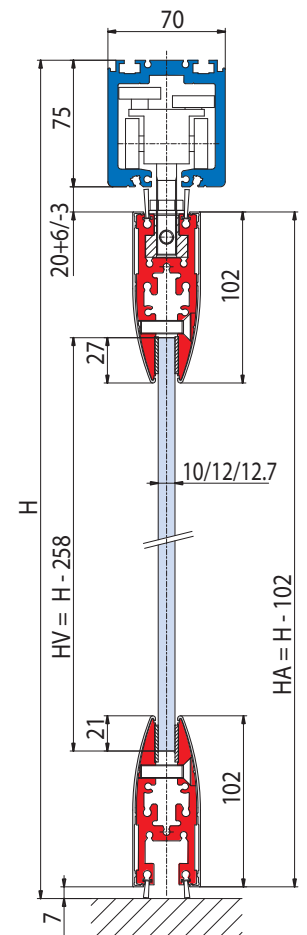
SCORREVOLI A SOFFIETTO / SLIDING CENTER FOLDING / FALT-SCHIEBEWANDSYSTEME

MY METALGLAS



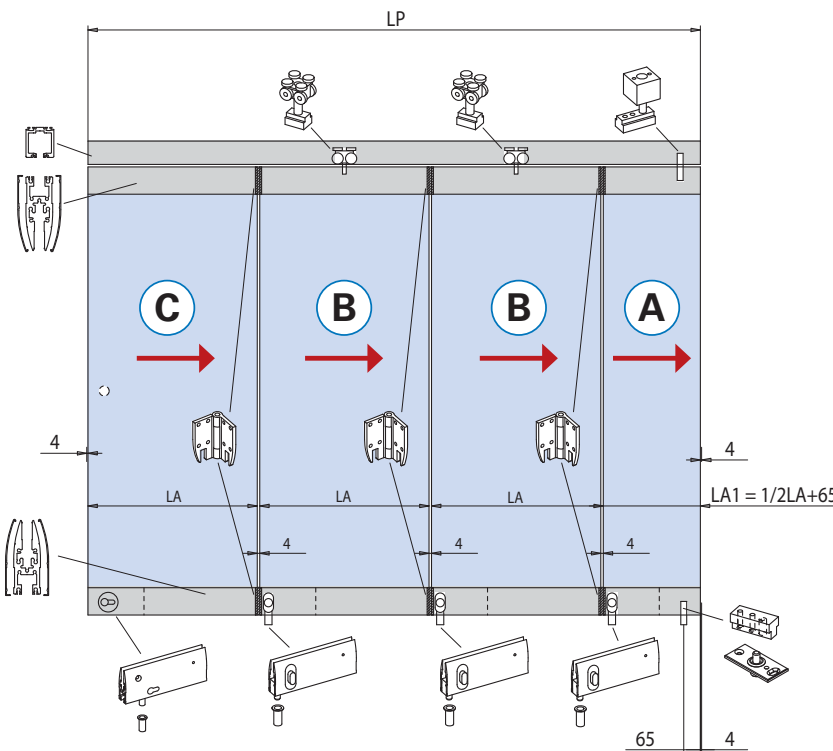
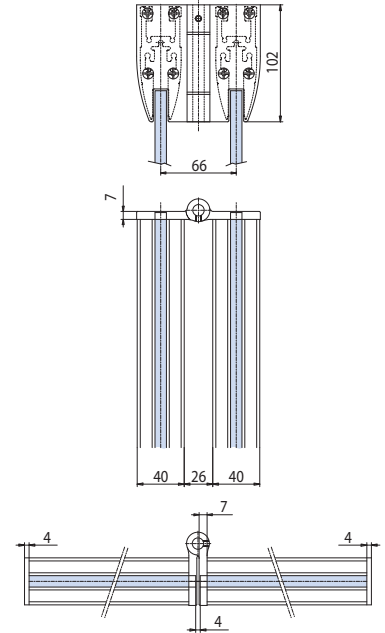
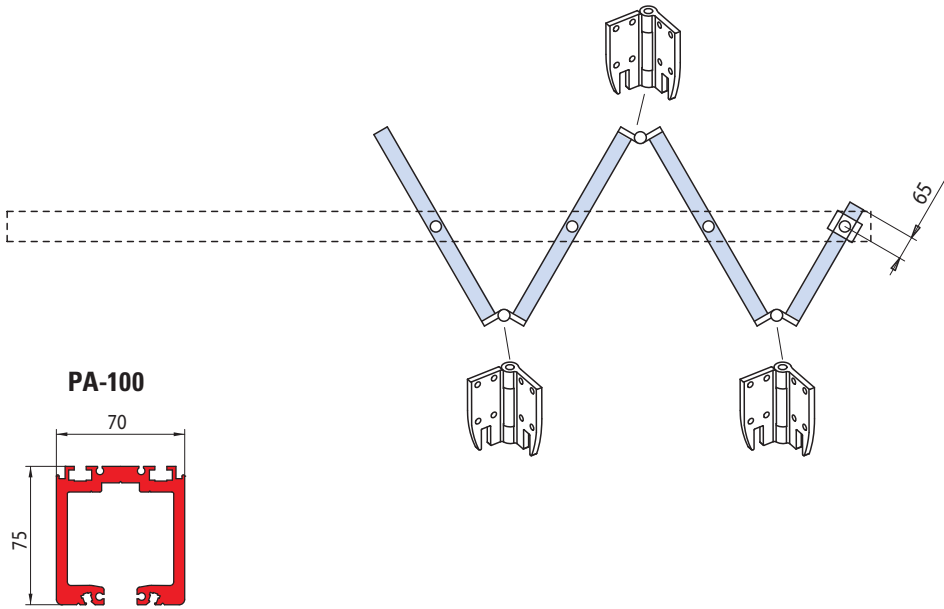
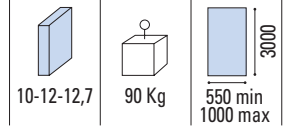
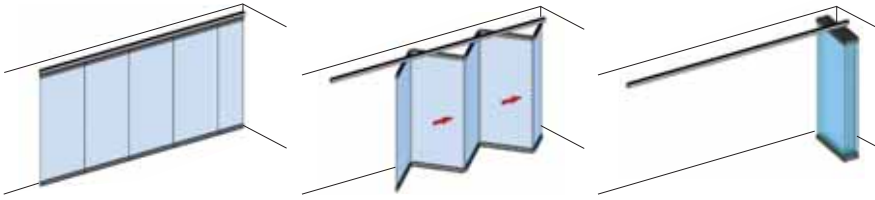
- Sistema a soffietto con impacchettamento centrale fornito con profili a misura richiesta dal cliente, senza fori nel vetro né guida a terra, e completo di binario standard h=75 mm x L=70 mm e carrello con 8 ruote.
- Folding door system with center fold with profiles in sizes requested by the client, without holes in the glass and without bottom guide channel, and including rail h=75 mm x L=70 mm and carriage with 8 wheels.
- Faltschiebewandssystem mit mittiger Faltung, kundenspezifische Profile, ohne Glasbohrungen und Bodenführung, komplett mit Laufschiene h=75 mm x L=70 mm und Laufwagen mit 8 Rädern.

SCORREVOLI A SOFFIETTO
SLIDING CENTER SYSTEMS



HV = H - 258
HA = H - 102

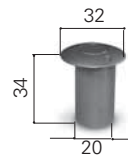




- Calcolo vetro
 - Calculation glass
 - Glasberechnung
- $At = 4 \times (N + 1)$
 $X = LP - At$
 $LA = LV = (X - 65) / (N - 0,5)$
 $LA1 = LV1 = 1/2LA + 65$

	PA-260 SET 3
	PA-260 SET 4
	PA-260 SET 5
	PA-260 SET 6
	PA-260 SET 7
	PA-260 SET 8

- A**
 - Prima anta a libro
 - First folding panel
 - Erstes Faltelement
- B**
 - Anta intermedia a libro
 - Intermediate folding panel
 - Mittiges Faltelement
- C**
 - Ultima anta a libro
 - Last folding panel
 - Letzter Dreh-Schiebeflügel



- L-112-PA**
 - For panel C
- L-112**
 - For panel A-B



SCORREVOLI A SOFFIETTO
SLIDING CENTER SYSTEMS

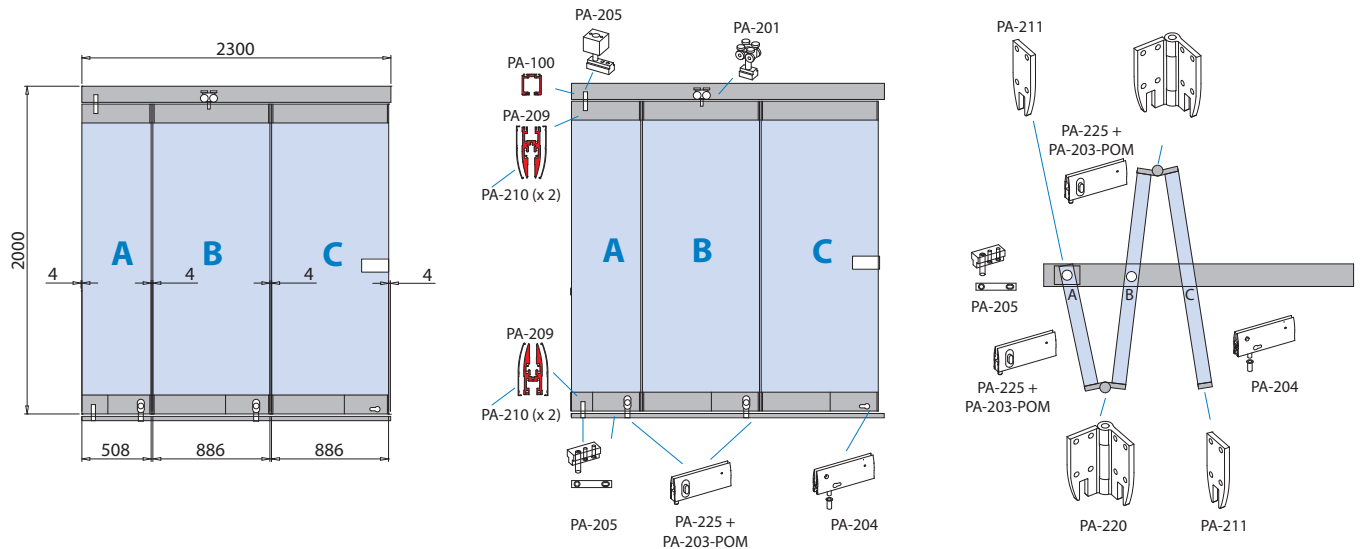
xla173 / xme295 / xla176b

AN	NS	At	N	LP	LA = LV	H	HV
Alluminio anodizzato	Nickel satinato	Arie totali	Numero ante	Passaggio luce	Larghezza ante = Larghezza vetro	Altezza passaggio luce	Altezza vetro
Aluminium anodized	Satin nickel	Total clearances	Numbers panels	Clear opening width	Panel width = Glass width	Clear opening height	Glass height
Aluminium Silberfarbig	Ähnlich Edelstahl matt	Summe alle Abstände Glas/Wand	Anzahl der Elemente	Lichte Durchgangsbreite	Flügelbreite = Glasbreite	Lichte durchgangshöhe	Glashöhe

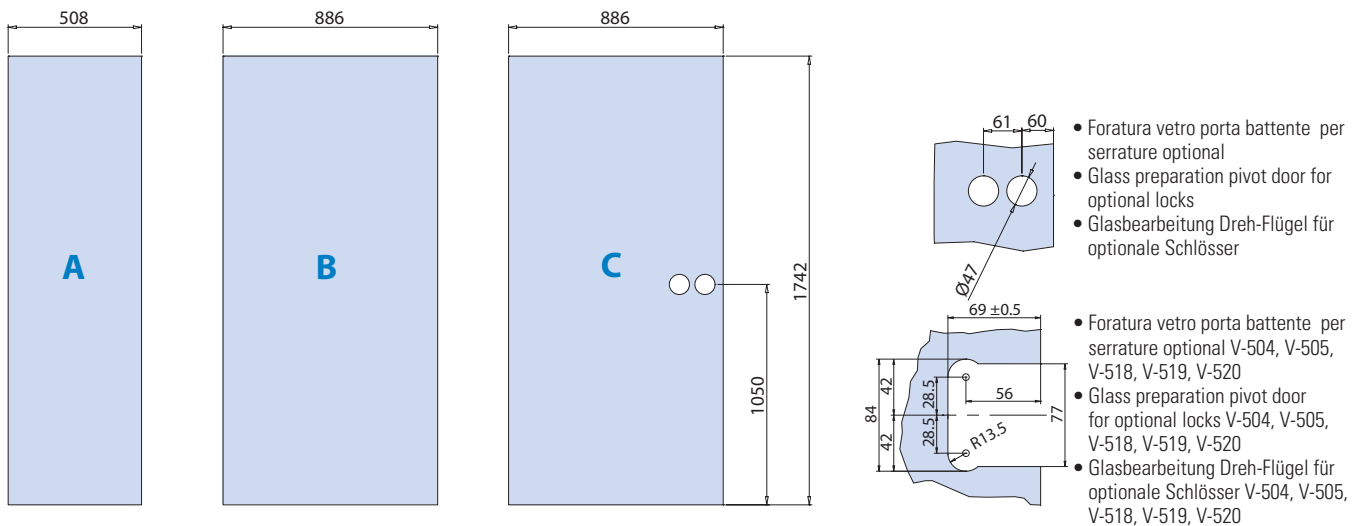
PA-260 CENTER FOLDING

COME USARE **MY METALGLAS** / HOW TO USE **MY METALGLAS** / WIE MAN BENUTZT **MY METALGLAS**

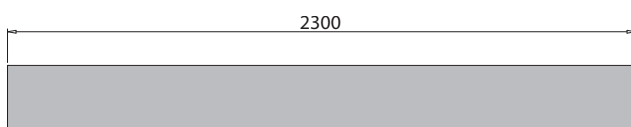
1 INSERIRE LE MISURE DEL TUO VANO E LE ANTE DESIDERATE
ENTER THE MEASUREMENTS OF YOUR OPENING AND THE DOORS YOU REQUIRE
GEBEN SIE DIE MASSE IHRER ÖFFNUNG EIN UND DIE ERFORDERLICHEN TÜREN



2 SI OTTENGONO LE MISURE DEI VETRI AUTOMATICAMENTE
THE MEASUREMENTS OF THE GLASS WILL BE GENERATED AUTOMATICALLY
DIE ABMESSUNGEN DES GLASES WERDEN AUTOMATISCH BERECHNET



3 SI OTTENGONO LE DISTINTE DI TAGLIO DEI PROFILI, DA ABBINARE AGLI ACCESSORI
THE CUTTING SPECIFICATIONS OF THE PROFILES ARE OBTAINED, FOR MATCHING WITH THE ACCESSORIES
SIE ERHALTEN EINE SPEZIFIKATION DER PROFILLÄNGEN ZUM ABGLEICHEN MIT DEM ZUBEHÖR



SCORREVOLI A SOFFIETTO
SLIDING CENTER SYSTEMS

PA-260 CENTER FOLDING

COME ASSEMBLARE LE ANTE / HOW TO ASSEMBLE THE DOORS / WIE DIE TÜREN ZUSAMMENSETZT WERDEN

TAGLIO PROFILI
PROFIL PREPARATION / PROFILBEARBEITUNG



KIT ACCESSORI
ACCESSORY SETS / ZUBEHÖR SETS



ANTA COMPLETA
COMPLETE DOOR / KOMPLETTE TÜR

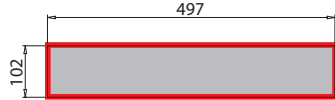
ANTA A / DOOR A / TÜRA

PA-209 (x 2)

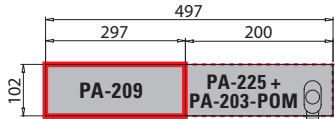


PA-210 (x 4)

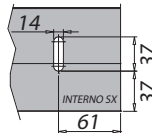
SUPERIORE / TOP / OBEN



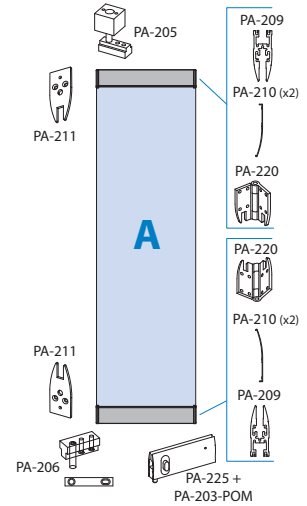
INFERIORE / BOTTOM / UNTEN



- Lavorazione veletta
PA-210 con PA-225 + PA-203-POM
- Cover profile preparation
PA-210 with PA-225 + PA-203-POM
- Vorbereitung der Abdeckung
PA-210 mit PA-225 + PA-203-POM



PA-260 ANTA A-10 (for glass 10 mm)
PA-260 ANTA A-12 (for glass 12 - 12,7 mm)
PRIMA ANTA A LIBRO A
FIRST FOLDING PANEL A
ERSTES FALTELEMENT A



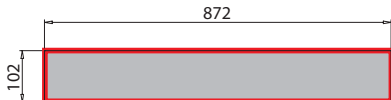
ANTA B / DOOR B / TÜRB

PA-209 (x 2)

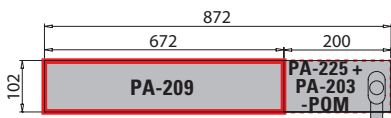


PA-210 (x 4)

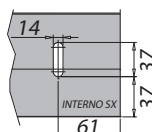
SUPERIORE / TOP / OBEN



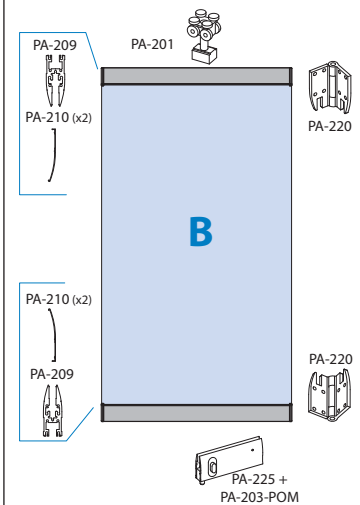
INFERIORE / BOTTOM / UNTEN



- Lavorazione veletta
PA-210 con PA-225 + PA-203-POM
- Cover profile preparation
PA-210 with PA-225 + PA-203-POM
- Vorbereitung der Abdeckung
PA-210 mit PA-225 + PA-203-POM



PA-260 ANTA B-10 (for glass 10 mm)
PA-260 ANTA B-12 (for glass 12 - 12,7 mm)
ANTA INTERMEDIA A LIBRO B
MIDDLE FOLDING PANEL B
MITTIGES FALTELEMENT B




ANTA C / DOOR C / TÜRC

PA-209 (x 2)

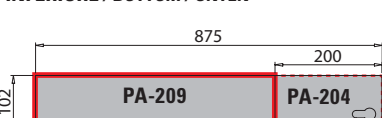


PA-210 (x 4)

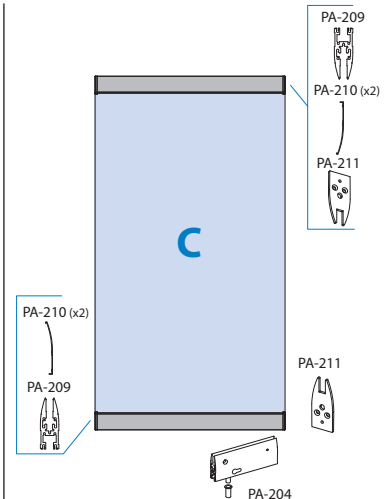
SUPERIORE / TOP / OBEN



INFERIORE / BOTTOM / UNTEN



PA-260 ANTA C-10 (for glass 10 mm)
PA-260 ANTA C-12 (for glass 12 - 12,7 mm)
PORTA LATERALE A LIBRO C
LATERAL FOLDING PANEL C
DREH-SCHIEBEFLÜGEL C



xme544-a

SCORREVOLI A SOFFIETTO
SLIDING CENTER SYSTEMS