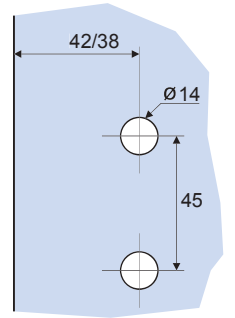
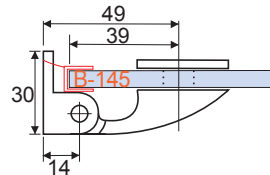
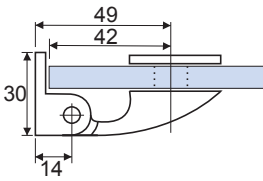
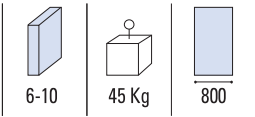
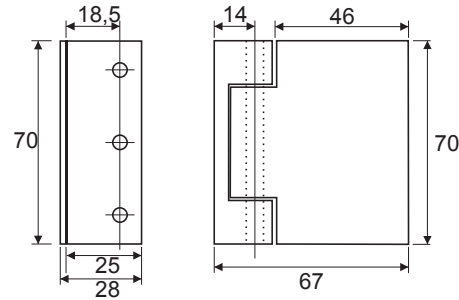




**B-105**

- Cerniera vetro/muro apertura a tirare. Materiale: ottone.
  - Glass to wall hinge, pull to open. Material: brass.
  - Duschtürband Glas-Wand nach außen öffnend. Material: Messing.
- CR - NS



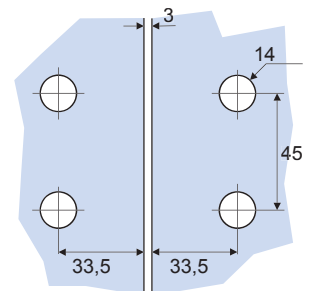
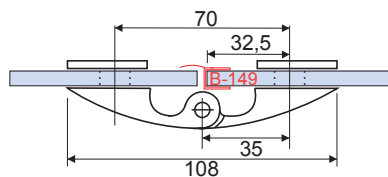
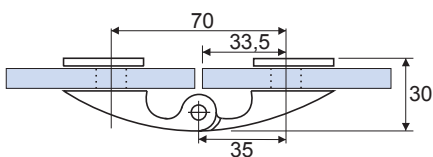
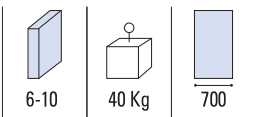
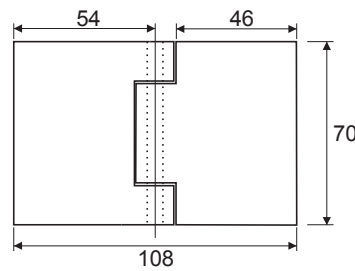
xme336

CERNIERE



**B-104**

- Cerniera vetro/vetro. Materiale: ottone.
  - Glass to glass hing. Material: brass.
  - Duschtürband Glas-Glas. Material: Messing.
- CR - NS



xme336

**CR**  
Cromo lucido  
Polished chrome  
Chrom glänzend

**NS**  
Nickel satinato  
Satin nickel  
Ähnlich Edelstahl matt