


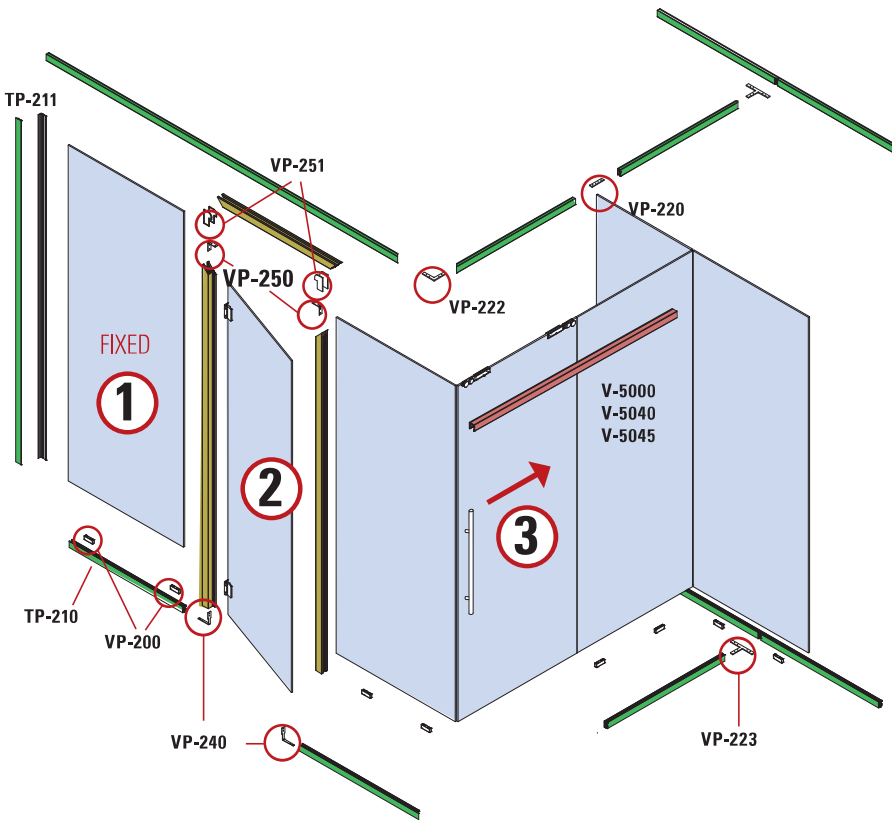
TP-210 EASY PARETE

ACCESSORI PER TRATTE VETRO FISSO / PARTITION WALL ACCESSORIES / TRENNWAND EINZELTEILE

PARETI DIVISORIE



€ D.62 → € D.76

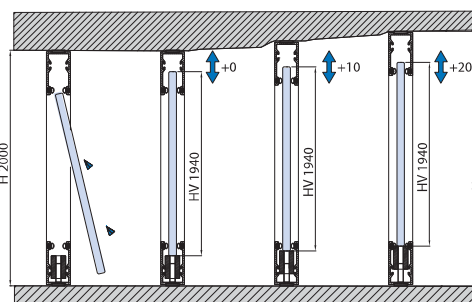
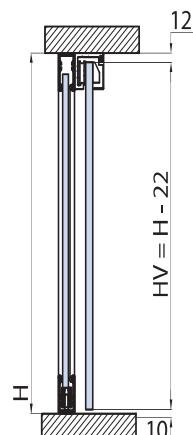
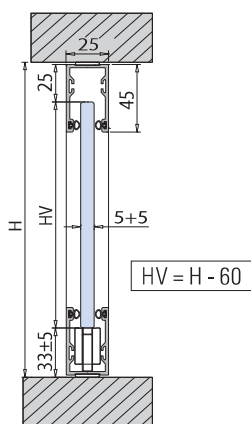


2 TP-201 ▶ 32
€ D.77

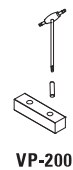
<p>ESEGUITE PROVE DI CARICO SULLA PORTA E SULLA PARETE</p>	<p>PROVA: n° 0022/DC/ACU/15 RISULTATO: Rw (C;Ctr) = 36 (0;-2) dB</p>
	<p>LABORATORIO FISICA TECNICA/ACUSTICA</p>

1 • Tratta fissa
• Partition wall
• Trennwand

3 • V-5000/V-5045 Scorrevole
• V-5000/V-5045 Sliding door
• V-5000/V-5045 Schiebetür



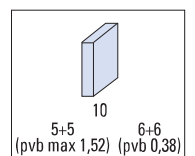
• Dislivello 20 mm
• Difference 20 mm
• Höhenunterschied 20 mm



€ D.63

TP-211

• Profilo verticale partenza
• Vertical wall profil
• Vertikal Wandprofil



xme357 / xme367h
xme367i / xme367c / xme367l

TP-201

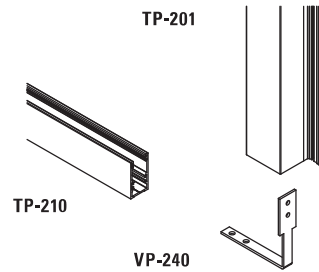
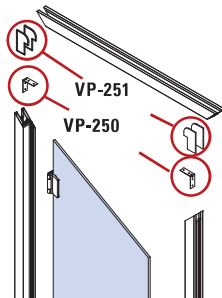
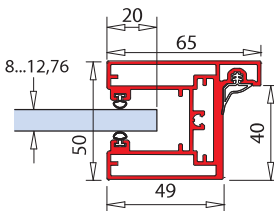
STIPITE PORTA BATTENTE / DOOR FRAME FOR HINGED DOOR / ALUZARGE



STIPITI SU VETRO

TP-201

- Stipite porta battente
- Door frame for hinged door
- Aluzarge

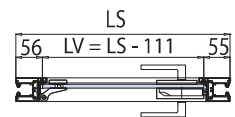
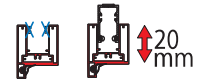
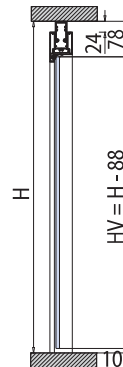
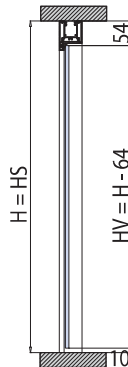
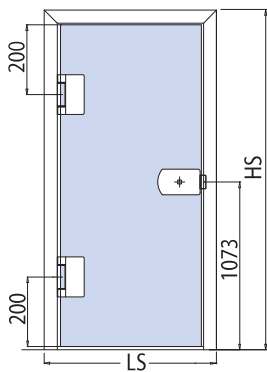


- Porta battente vetro con cerniere
- Frameless glass door with hinges
- Glastür mit Bänder

- Senza regolazione
- Without adjustment
- Ohne Verstellung

- Con regolazione
- With adjustment
- Mit Verstellung

- Fresatura per regolazione a cura del cliente
- Milling for adjustment by the customer
- Fräsung für Verstellung bauseits



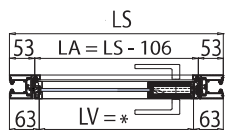
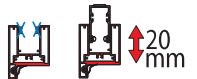
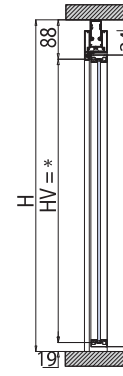
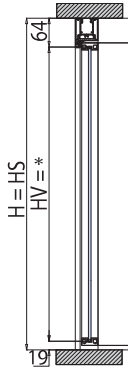
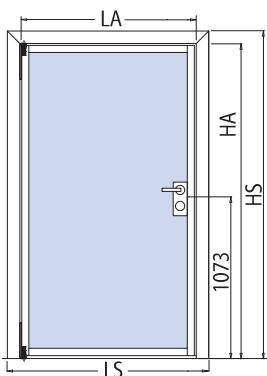
PO-100 / PO-200

- Porta battente intelaiata
- Framed glass door
- Flügelrahmen

- Senza regolazione
- Without adjustment
- Ohne Verstellung

- Con regolazione
- With adjustment
- Mit Verstellung

- Fresatura per regolazione a cura del cliente
- Milling for adjustment by the customer
- Fräsung für Verstellung bauseits



LA = LS - 106

HA = H - 64

HA = H - 88

* PO-100: (▶ 58)

HV = HA - 19

LV = LA - 19



* PO-200: (▶ 56)

HV = HA - 27

LV = LA - 15

