


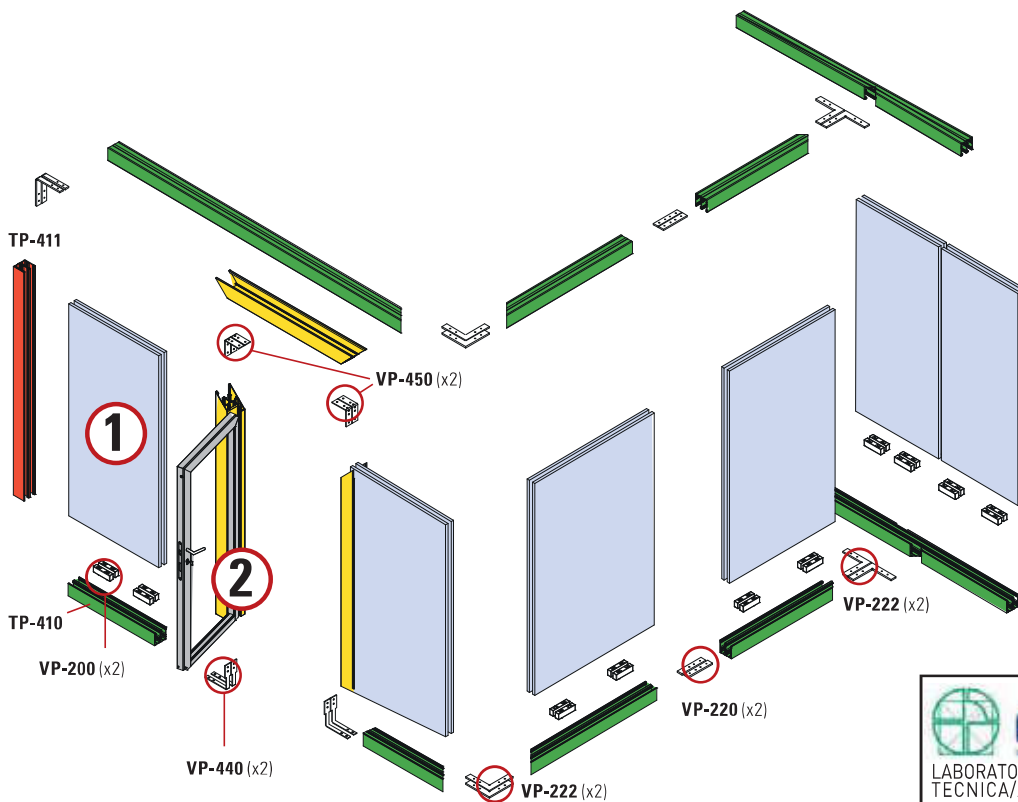
TP-410 DUAL GLASS

ACCESSORI PER TRATTE VETRO FISSO / PARTITION WALL ACCESSORIES / TRENNWAND EINZELTEILE



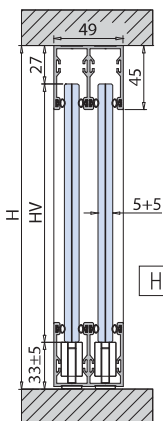
PARETI
DIVISORIE

€ D.87 → € D.99



<p>LABORATORIO FISICA TECNICA/ACUSTICA</p>	<p>PROVA: n° 0022/DC/ACU/15</p>
	<p>RISULTATO: Rw (C;Ctr) = 40 (0;-2) dB</p>

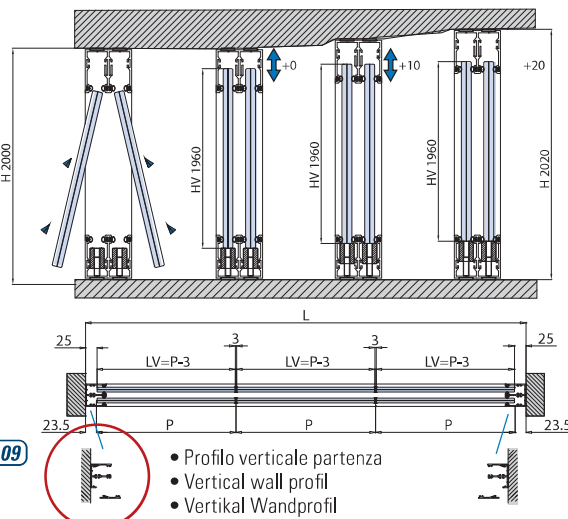
- 1**
- Tratta fissa
 - Partition wall
 - Trennwand



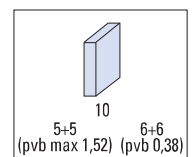
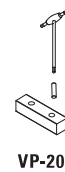
HV = H - 60

€ D.109

TP-411



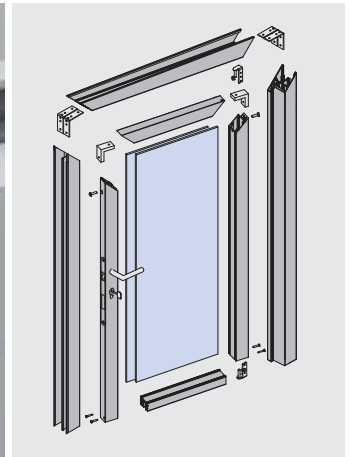
- Dislivello 20 mm
- Difference 20 mm
- Höhenunterschied 20 mm



xme358 / xme367o / xme367n / xme367p

TP-401

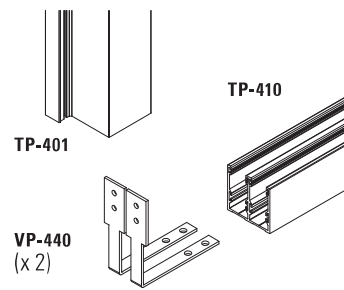
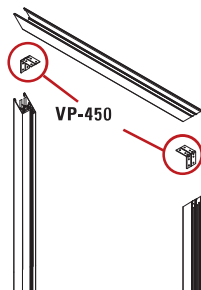
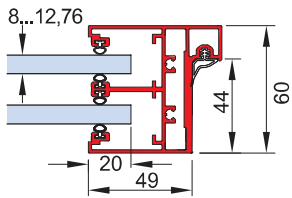
STIPITE PORTA BATTENTE / DOOR FRAME FOR HINGED DOOR / ALUZARGE



STIPITI SU VETRO

TP-401 D.100

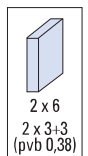
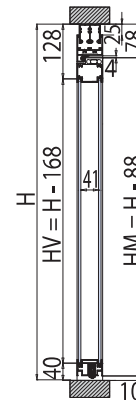
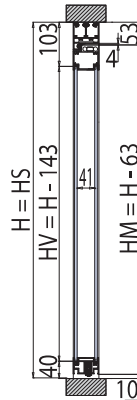
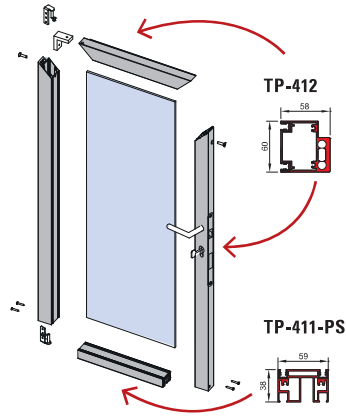
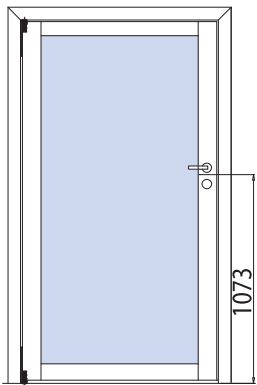
- Stipite porta battente
- Door frame for hinged door
- Aluzarge



TP-405 D.107

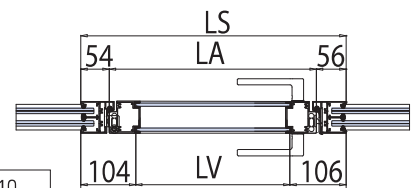
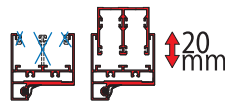
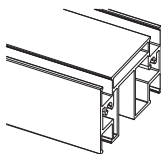
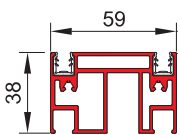
- Porta battente intelaiata
- Framed glass door
- Flügelrahmen

- Senza regolazione
- Without adjustment
- Ohne Verstellung
- Con regolazione
- With adjustment
- Mit Verstellung



TP-411-PS D.109

- Fresatura per regolazione a cura del cliente
- Milling for adjustment by the customer
- Fräsung für Verstellung bauseits



- LA = LS - 110
- LV = LS - 210
- TP - 411 = LA - 116

TP-412 D.108

